

**PROVINCE DU MANITOBA**

# **Rapport annuel et comptes publics**

---

**Pour l'exercice terminé le 31 mars 2024**

---

**2024**

## **RECONNAISSANCE TERRITORIALE**

Nous reconnaissons que le Manitoba se trouve sur les territoires visés par un traité et sur les terres ancestrales des peuples anishinaabe, anishinewuk, dakota oyate, denesuline et nehethowuk.

Nous reconnaissons que le Manitoba se situe sur le territoire des Métis de la Rivière-Rouge.

Nous reconnaissons que le nord du Manitoba comprend des terres qui étaient et sont toujours les terres ancestrales des Inuits.

Nous respectons l'esprit et l'intention des traités. Nous restons déterminés à travailler en partenariat avec les Premières Nations, les Inuits et les Métis alors que nous marchons ensemble vers la vérité et la réconciliation.

**PROVINCE DU MANITOBA  
RAPPORT ANNUEL ET COMPTES PUBLICS  
31 MARS 2024**

Document offert en d'autres formats, sur demande.



---

**MINISTRE DES  
FINANCES**

Palais législatif  
Winnipeg (Manitoba) R3C 0V8  
Canada

Son Honneur l'honorable Anita R. Neville, P.C., O.M.  
Lieutenante-gouverneure de la province du Manitoba

Madame la Lieutenante-Gouverneure,

J'ai l'honneur de vous présenter, à titre d'information, le rapport annuel de la province du Manitoba pour l'exercice qui s'est terminé le 31 mars 2024. Ce document complète le compte rendu des activités du gouvernement pour cet exercice. Le rapport comprend une récapitulation des résultats de l'exercice par rapport au budget du gouvernement. Il contient également des statistiques et des indicateurs de la santé financière de la province.

Le présent rapport annuel contient le rapport de fin d'année, le rapport d'analyse des états financiers de la direction, les états financiers sommaires, et les rapports prévus dans les comptes publics.

Le tout respectueusement soumis,

*Document original signé par :*

Adrien Sala  
Ministre des Finances

Cabinet du ministre des Finances  
Septembre 2024



# TABLE DES MATIÈRES

## 6

Où va mon argent?  
Aperçu des recettes et des dépenses

## 7

Introduction au rapport annuel

## 15

Résultats budgétaires et investissements  
dans l'infrastructure stratégique

## 16

Résultats budgétaires

## 22

Investissements dans l'infrastructure stratégique

## 25

Comptes publics du Manitoba

## 27

Introduction aux Comptes publics du Manitoba

## 28

Discussion et analyse des états financiers

## 36

Analyse des écarts et des principales évolutions

## 49

États financiers sommaires

## 121

Renseignements fournis par obligation légale

## 164

Glossaire des termes clés

# OÙ VA MON ARGENT? APERÇU DES RECETTES ET DES DÉPENSES



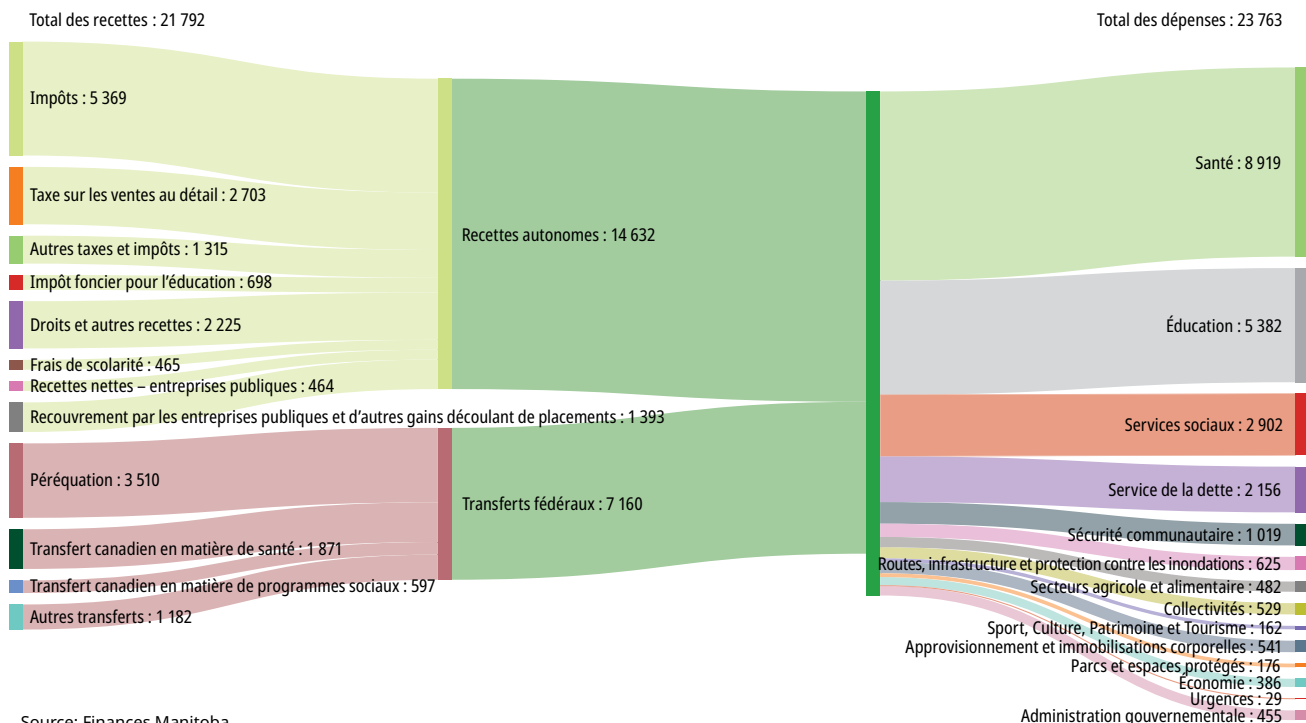
Le gouvernement du Manitoba équilibre près de 22 milliards de dollars de recettes, notamment les recettes autonomes et les transferts fédéraux, avec les dépenses qui vont aux ministères et aux autres entités comptables. Comme l'illustre le tableau ci-dessous, les recettes provinciales proviennent de 12 sources différentes et sont versées aux ministères, à leurs organismes et aux entités financées par le gouvernement. Pour cet exercice,

les dépenses étaient deux milliards de dollars de plus que les recettes. Les soins de santé représentent environ 38 % (soit 8,9 milliards de dollars) des dépenses totales.

La dette provinciale nette, qui est une mesure du total des passifs soustraction faite des actifs financiers, s'élève à 32,3 milliards de dollars en 2023-2024. Les frais de service de la dette annuels se chiffrent à 2,2 milliards de dollars.

## Recettes et dépenses du Manitoba, 2023-2024

en millions de dollars



Source: Finances Manitoba



# INTRODUCTION AU RAPPORT ANNUEL

Le rapport annuel et les comptes publics du Manitoba, pour l'exercice terminé le 31 mars 2024, reflètent les résultats financiers nets des activités de l'exercice du gouvernement du Manitoba. Le périmètre comptable du gouvernement comprend les ministères gouvernementaux, les autres entités comptables, les entreprises publiques et les partenariats du gouvernement.

## Explication des résultats financiers de 2023-2024 : Situation financière

Le 3 octobre 2023, les élections générales provinciales du Manitoba ont abouti en un changement de gouvernement, et ce nouveau gouvernement a prêté serment le 18 octobre 2023.

Le gouvernement précédent avait déposé le Budget de 2023 le 7 mars 2023.

La situation financière sommaire du gouvernement en date du 31 mars 2024 est un déficit de 1 971 millions de dollars, une hausse de 2 344 millions de dollars par rapport à l'excédent redressé de 373 millions de dollars de l'exercice précédent, et une baisse de 1 608 millions de dollars par rapport au déficit de 363 millions de dollars à l'exercice 2023-2024.

Les résultats financiers de l'exercice terminé le 31 mars 2024 ont été influencés par une combinaison de facteurs imposant une pression à la hausse sur les dépenses et une pression à la baisse sur les recettes, donnant lieu à une hausse substantielle du déficit par rapport au budget.

Le total des dépenses sommaires dépasse le budget de 1 023 millions de dollars. Cette hausse des dépenses par rapport au budget reflète principalement la conclusion de plusieurs conventions collectives dans le secteur de la santé qui comprennent notamment des mesures incitatives en matière de recrutement, de rétention et de bien-être. La conclusion des conventions collectives et les pressions sur les prix et les volumes au sein des offices

régionaux de la santé ont contribué au dépassement des dépenses de 958 millions de dollars dans les secteurs de la santé, des aînés et des soins de longue durée.

Le total des recettes sommaires s'élève à 585 millions de dollars de moins que le budget. La diminution des recettes comparativement au budget reflète principalement une baisse matérielle des recettes nettes de Manitoba Hydro et une baisse des recettes fiscales. Pour l'exercice financier s'étant terminé le 31 mars 2024, Manitoba Hydro a déclaré une perte nette de 157 millions de dollars. Les états financiers sommaires comprennent un rajustement unique de 15 millions de dollars pour tenir compte de l'acquisition par Manitoba Hydro d'une participation minoritaire, portant ainsi la perte nette à 172 millions de dollars (une baisse de 622 millions de dollars par rapport au budget). Les recettes provenant de l'impôt sur le revenu des particuliers étaient 177 millions de dollars de moins que le budget et celles de la taxe sur les carburants, 104 millions de dollars de moins que le budget. Le déclin des recettes a été partiellement compensé par la réserve pour éventualités de 200 millions de dollars qui avait été incluse dans le Budget de 2023.

La dette nette du gouvernement représente la différence entre le total des passifs et des actifs financiers, et constitue une mesure importante de la viabilité budgétaire. Les changements de la dette nette résultent des modifications du déficit ainsi que du niveau des dépenses en immobilisations, y compris les obligations liées à la mise hors service d'immobilisations. La dette nette dépasse le budget de 1 259 millions de dollars. La dette nette du Manitoba, en pourcentage de l'économie (PIB), est de 35,7 %, soit 1,1 point de moins que l'estimation budgétaire de 34,6 %.

Les frais de service de la dette se chiffrent à cinq millions de dollars de plus que le budget, à 2 156 millions de dollars.

## Aperçu : Résultats financiers

	2024		2023		Écart
	Budget redressé	Chiffres réels	Chiffres redressés	Budget	2023
(en millions de dollars)					
Recettes	22 377	21 792	22 258	(585)	(466)
Dépenses	20 589	21 607	19 922	1 018	1 685
Service de la dette	2 151	2 156	1 963	5	193
<b>Excédent (déficit) d'exploitation</b>	<b>(363)</b>	<b>(1 971)</b>	<b>373</b>	<b>(1 608)</b>	<b>(2 344)</b>
Dette nette	31 057	32 316	30 180	1 259	2 136
Ratio de la dette nette au PIB	34,6 %	35,7 %	34,9 %	1,1 %	0,8 %

### Explication des résultats financiers de 2023-2024 : Facteurs économiques

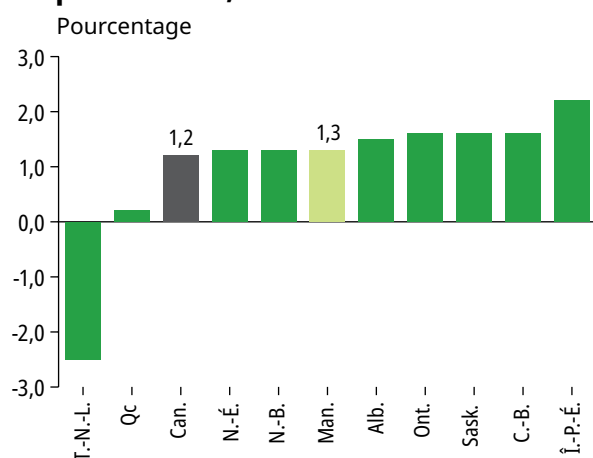
L'économie du Manitoba a affiché une performance modérée au cours de l'exercice 2023-2024, soutenant une croissance pour le troisième exercice consécutif; toutefois, au rythme le plus lent depuis la pandémie de COVID-19.

La politique monétaire restrictive, la demande comprimée décroissante et les conditions météorologiques ont freiné la production économique pendant l'exercice, mais la croissance de population record a soutenu l'activité dans les secteurs économiques des services et de la production, plus particulièrement les industries des arts, des divertissements, des loisirs et du transport aérien. Par conséquent, la croissance globale a dépassé les attentes du Budget de 2023.

Après la prise en compte de l'inflation, le produit intérieur brut (PIB) réel du Manitoba, aux prix de base, a connu une hausse de 1,3 % en 2023, atteignant le sixième rang des provinces ayant la hausse la plus élevée, et se situant juste au-dessus de la moyenne canadienne de 1,2 %, selon les estimations préliminaires de Statistique Canada publiées le 1<sup>er</sup> mai 2024. La croissance du PIB réel en 2023 était supérieure au taux de 0,7 % prévu dans le Budget de 2023.

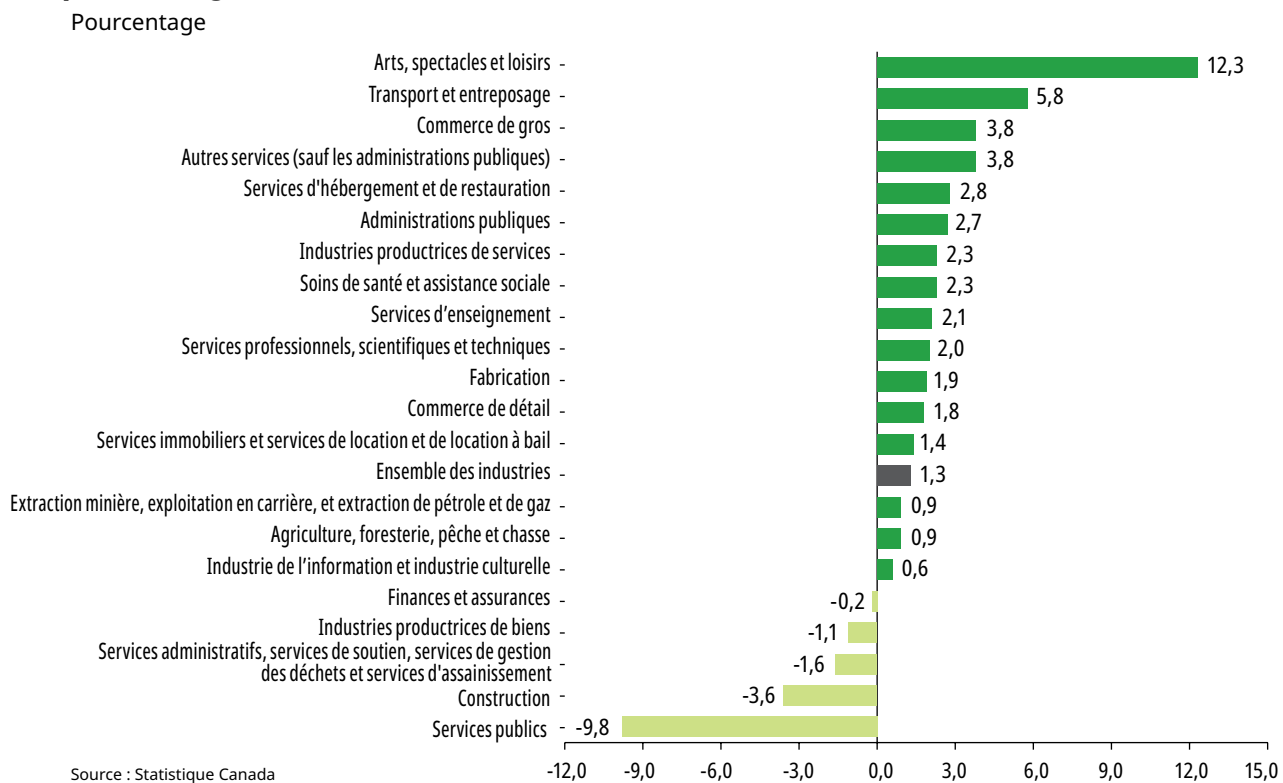
Les industries productrices de produits ont baissé par rapport à l'exercice précédent, alors que la croissance des industries productrices de services a permis à l'économie manitobaine de continuer de grandir en 2023. De plus, le Manitoba était l'une des deux seules provinces à enregistrer une croissance accélérée dans les industries des services par rapport à 2022. L'industrie des arts, du divertissement et des loisirs a connu la croissance la plus élevée de l'ensemble des industries individuelles en 2023, augmentant de 12,3 % par rapport à 2022, suivie de l'industrie du transport et de l'entreposage, qui a augmenté de 5,8 %.

### Croissance annuelle du PIB réel aux prix de base, 2023



Source: Statistique Canada

## Croissance annuelle du PIB réel aux prix de base par industrie (en pourcentage), Manitoba, 2023

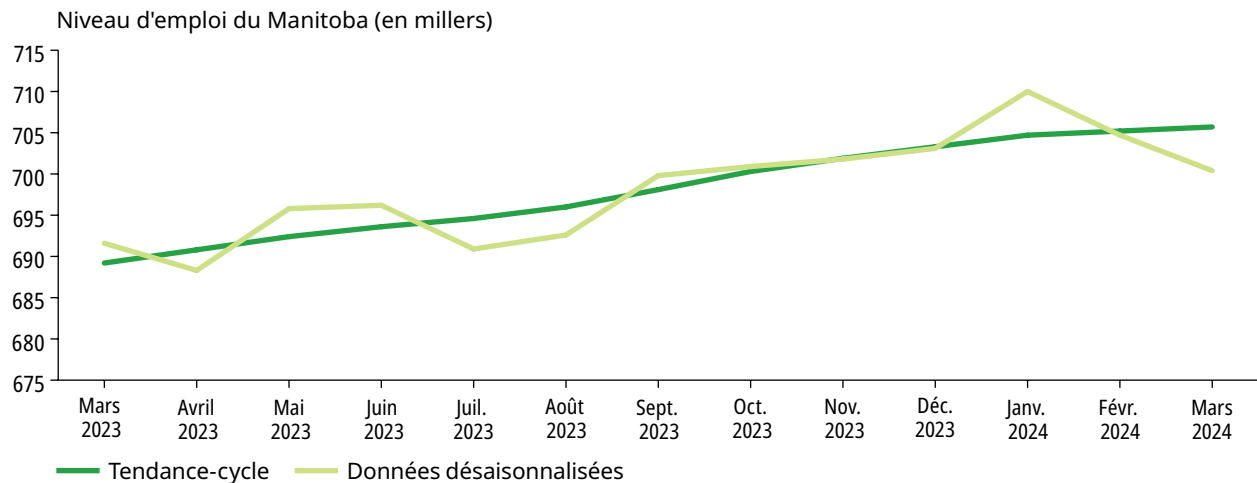


La croissance des industries productrices de produits du Manitoba a baissé de 1,1 % en 2023. Le secteur des services publics a enregistré la baisse la plus importante de l'ensemble des industries, soit de 9,8 %. Cette baisse était attribuable aux faibles niveaux d'eau dans les réservoirs hydro-électriques et à une baisse des prix du marché, entraînant une diminution des recettes intérieures et d'exportation. Manitoba Hydro, l'entité responsable du service public le plus important de la province, a déclaré une perte nette de 172 millions de dollars en 2023-2024, comparativement aux recettes nettes de 450 millions de dollars prévues dans le Budget de 2023.

L'achèvement de travaux de construction non résidentiels, conjugué à une diminution des investissements dans la construction résidentielle en 2023, a entraîné une baisse de 3,6 % dans la production du secteur de la construction. La production manufacturière a aussi ralenti jusqu'à 1,9 % en 2023, en baisse par rapport au taux de 5,3 % en 2022.

L'emploi au Manitoba a augmenté de 2,5 % en 2023, la province se classant troisième parmi les taux de croissance les plus importants jamais enregistrés, tout juste après les taux de 3,7 % et de 3,2 % déclarés pour les deux exercices précédents, soit la période de rétablissement suivant la pandémie, et se situant bien au-dessus de la croissance de 0,4 % prévue dans le Budget de 2023. Les niveaux d'emploi ont commencé à s'atténuer pendant le premier trimestre civil de 2024, comme on peut le voir dans le tableau ci-dessous. Le taux de chômage moyen au Manitoba était de 4,8 % pour 2023, en égalité au deuxième rang des provinces canadiennes ayant le plus bas taux. Il était inférieur au taux de 5,4 % prévu dans le Budget de 2023 ainsi qu'inférieur à la moyenne canadienne.

### Niveau d'emploi au Manitoba, désaisonnalisé et tendance-cycle, mars 2023 à mars 2024



Source : Statistique Canada

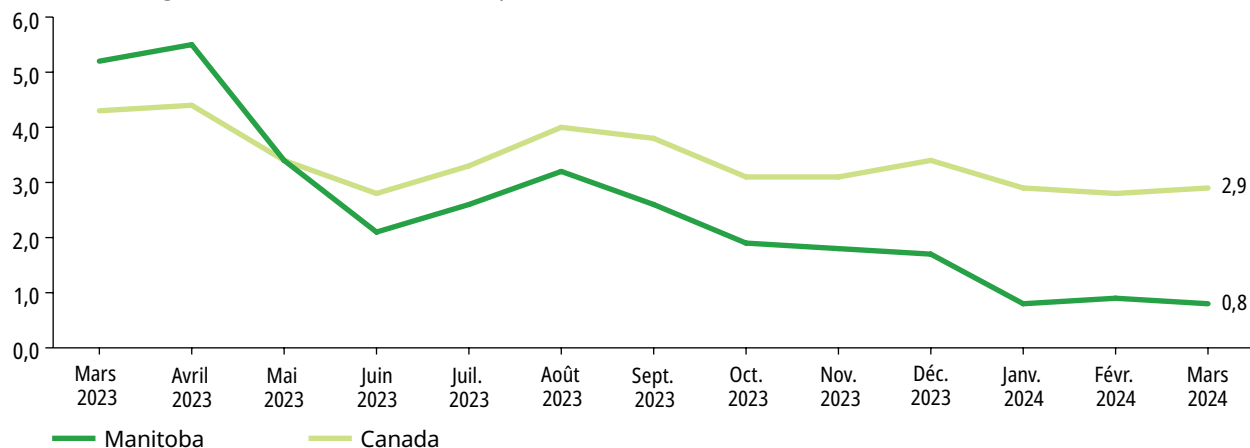
Il a légèrement augmenté en 2024, alors que le marché du travail continuait de s'équilibrer, et a atteint 5,0 % à la fin de l'exercice financier en mars. Il s'agissait du taux le plus bas des provinces et se situait sous la moyenne canadienne de 6,1 %. Reflétant un marché du travail résilient, la rémunération des employés a continué de s'accélérer en 2023. Le taux salarial moyen du Manitoba a augmenté de 4,6 % en 2023, après une hausse de 3,5 % en 2022. De manière semblable à la croissance de l'emploi, de janvier 2024 jusqu'à la fin de l'exercice, le rythme de croissance du taux horaire moyen a ralenti de 2,1 % par rapport à la même période en 2023.

L'inflation des prix à la consommation, mesurée au moyen de l'indice d'ensemble des prix à la consommation de Statistique Canada, a connu une hausse moyenne de 3,5 % en 2023, se situant sous la moyenne canadienne de 3,8 %. Ce taux était au quatrième rang des provinces ayant le plus bas taux, et inférieur à la moyenne canadienne de 3,9 %. Pour lutter contre l'inflation élevée persistante, la Banque du Canada a mis en place un régime de resserrement monétaire, haussant son taux d'intérêt directeur de 475 points de base de mars 2022 à juillet 2023, le portant à son plus haut niveau en 22 ans, soit 5,0 %.

Après être demeurée élevée pendant deux ans, l'inflation au Manitoba a finalement descendu jusqu'à la plage cible de 1 % à 3 % de la Banque du Canada pendant les trois derniers mois de 2023, et s'est stabilisée en dessous de la plage cible pendant les trois premiers mois de 2024. À la fin de l'exercice financier en mars 2024, le taux d'inflation sur douze mois était de 0,8 %, le plus bas des provinces et inférieur à la moyenne canadienne de 2,9 %. Le taux d'inflation du Canada poursuivant sa trajectoire à la baisse, la Banque du Canada devrait maintenir l'assouplissement de son taux directeur en 2024 et en 2025.

## Indice des prix à la consommation général (en pourcentage), Manitoba et Canada

Pourcentage de croissance de l'indice des prix à la consommation d'une année à l'autre



Source : Statistique Canada

### Explication des résultats financiers de 2023-2024 : Recettes

Dans l'ensemble, les recettes étaient 585 millions de dollars de moins que ce qui était prévu au budget. Cette diminution a en grande partie été causée par les recettes nettes des entreprises publiques qui étaient 717 millions de dollars plus basses que le budget. Les recettes provenant de l'impôt sur le revenu des particuliers étaient 177 millions de dollars de moins que le budget et les recettes des taxes sur les carburants étaient 104 millions de dollars de moins que le budget en raison de l'entrée en vigueur de l'exonération de la taxe sur les carburants le 1<sup>er</sup> janvier 2024.

### Principales modifications des recettes en 2023-2024

(en millions de dollars)

Budget sommaire – Recettes	22 377
Taxes et impôts	
Impôt sur le revenu des particuliers	(177)
Impôt sur les bénéfices des sociétés	14
Taxes sur les carburants	(104)
Taxe sur les ventes au détail	101
Autres taxes et impôts	(53)
Total des modifications des recettes fiscales	(219)
Droits et autres recettes	147
Transferts fédéraux	(139)
Entreprises publiques	(717)
Recouvrement par les entreprises publiques et autres gains découlant de placements	143
Réserve pour éventualités	200
Baisse nette des recettes	(585)
<b>Recettes de 2023-2024</b>	<b>21 792</b>

Les recettes de l'impôt sur le revenu des particuliers étaient 177 millions de dollars, ou 3,8 %, de moins que le budget en raison des évaluations de l'Agence du revenu du Canada pour l'année d'imposition 2022 inférieures aux estimations utilisées pour le Budget de 2023.

Les recettes provenant de l'impôt sur les bénéfices des sociétés étaient 14 millions de dollars, ou 1,6 %, de plus que le budget en raison d'une amélioration des profits des entreprises en 2023 par rapport aux estimations utilisées pour le budget de 2023.

Les recettes provenant des taxes sur les carburants étaient 104 millions de dollars, soit 30,4 %, de moins que le budget, principalement en raison de l'entrée en vigueur de l'exonération de la taxe sur les carburants le 1<sup>er</sup> janvier 2024.

Les recettes provenant de la taxe sur les ventes au détail étaient 101 millions de dollars, soit 3,9 % plus élevés que le budget, principalement en raison d'estimations plus élevées que prévu des dépenses au détail et des dépenses des ménages au titre des services.

Les frais et autres recettes étaient 147 millions de dollars, ou 5,8 %, de plus que le budget, principalement en raison de l'adoption de la nouvelle norme comptable SP 3400 – Revenus.

Les transferts fédéraux sont 139 millions de dollars de moins que le budget, principalement en raison du calendrier d'achèvement des projets par rapport aux prévisions budgétaires dans le cadre du Programme d'infrastructure Investir dans le Canada, entraînant des retards dans les recettes fédérales, d'une baisse des indemnités de l'Agri-protection et d'une réduction correspondante de la part fédérale de la prime comptabilisée à titre de produit constaté d'avance, et d'un écart dans l'Accord entre le Canada et le Manitoba sur l'apprentissage et la garde des jeunes enfants et dans l'Accord entre le Canada et le Manitoba sur l'apprentissage et la garde des jeunes enfants à l'échelle du Canada par rapport au budget.

Les recettes nettes des entreprises publiques sont 717 millions de dollars de moins que le budget, reflétant une chute radicale des recettes nettes de Manitoba Hydro. La perte nette de Manitoba Hydro était principalement causée par de faibles niveaux d'eau, ce qui a considérablement diminué les recettes nettes d'exportation. La perte nette représente aussi les répercussions de la décision et des directives relatives à la demande de hausse généralisée des tarifs publiées en août. La Société d'assurance publique du Manitoba a déclaré une diminution de 159 millions de dollars par rapport au budget, en partie en raison d'un événement météorologique grave survenu en août 2023, qui a donné lieu à plus de 15 000 réclamations relatives à la grêle à Winnipeg et dans les environs, la plus grande catastrophe naturelle de l'histoire de la Société. La Société manitobaine des alcools et des loteries a déclaré 64 millions de dollars de plus que le budget, en raison des recettes nettes provenant du cannabis et des activités des casinos, ainsi que d'une baisse des dépenses d'exploitation. Le tableau suivant résume les résultats des entreprises publiques :

<b>Recettes nettes des entreprises publiques</b>	<b>Budget de 2023-2024</b>	<b>Chiffres réels de 2023-2024</b>	<b>Chiffres réels de 2022-2023</b>
	<b>(en millions de dollars)</b>		
Société manitobaine des alcools et des loteries	668	732	741
Société d'assurance-dépôts du Manitoba	33	33	25
Régie de l'hydro-électricité du Manitoba	450	(172)	638
Société d'assurance publique du Manitoba	30	(129)	103
<b>Recettes nettes totales des entreprises publiques</b>	<b>1 181</b>	<b>464</b>	<b>1 507</b>

Le recouvrement par les entreprises publiques et les autres gains découlant de placements se chiffrent à 143 millions de plus que le budget en raison des taux d'intérêt plus élevés que prévu.

## Explication des résultats financiers de 2023-2024 : Dépenses

Les dépenses s'élevaient à 1 023 millions de dollars de plus que le budget. Cette hausse des dépenses était grandement attribuable à d'importants dépassements dans le domaine des soins de santé, au règlement de poursuites de longue date et aux provisions pour les passifs éventuels.

Pour autoriser ces dépenses accrues dans le domaine des soins de santé, un mandat spécial a été mis en œuvre en février. Ce mandat spécial prévoit une autorisation additionnelle de 600 millions de dollars au titre des dépenses de fonctionnement et une autorisation additionnelle de 100 millions de dollars au titre des dépenses en immobilisations pour le ministère de la Santé, des Aînés et des Soins de longue durée, ainsi qu'une autorisation de prêt de 10 millions de dollars pour le Programme manitobain d'aide aux étudiants du ministère de l'Éducation postsecondaire et de la Formation.

<b>Autorisations de dépenser supplémentaires</b>	<b>(en millions de dollars)</b>
Santé, Aînés et Soins de longue durée – Partie A	600
Santé, Aînés et Soins de longue durée – Partie D	100
Éducation postsecondaire et Formation – Partie C	10
<b>Total des autorisations de dépenser supplémentaires</b>	<b>710</b>

### Principales modifications des dépenses en 2023-2024

<b>(en millions de dollars)</b>	
Budget sommaire – Dépenses	22 740
Écarts des dépenses :	
Santé, Aînés et Soins de longue durée	958
Familles	452
Justice	163
Allègements fiscaux	58
Agriculture	(149)
Éducation postsecondaire et Formation	(114)
Protection du consommateur et Services gouvernementaux	(105)
Crédits d'autorisation	(101)
Urgences diverses	(71)
Autres variations nettes	(68)
<b>Hausse nette des dépenses</b>	<b>1 023</b>
<b>Dépenses 2023-2024</b>	<b>23 763</b>

Plusieurs facteurs ont contribué à la hausse de 958 millions de dollars des dépenses du ministère de la Santé, des Aînés et des Soins de longue durée par rapport au budget. Elle a été causée par les initiatives de recrutement, de rétention et de bien-être des conventions collectives qui ont été conclues, ainsi que par les pressions sur les prix et les volumes au sein du système de santé.

L'écart de 452 millions de dollars du ministère des Familles par rapport au budget est attribuable au règlement du recours collectif sur les allocations spéciales pour enfants qui s'élève à environ 530 millions de dollars, et à d'autres rajustements de fin d'exercice ponctuels.

L'écart de 163 millions de dollars du ministère de la Justice par rapport au budget a principalement été causé par les provisions pour le règlement de poursuites de longue date ainsi que d'autres coûts relatifs aux salaires dans les services correctionnels.

L'écart de 58 millions de dollars en crédits d'impôt par rapport au budget est principalement lié à un niveau de participation au crédit d'impôt pour la production de films et de vidéos supérieur aux évaluations de l'année d'imposition de 2022.

L'écart de 149 millions de dollars du ministère de l'Agriculture par rapport au budget reflète une diminution des paiements d'indemnités du programme Agri-protection en raison d'une baisse des réclamations. Cette différence est compensée par une baisse correspondante des recettes.

L'écart de 114 millions de dollars de moins que le budget au ministère de l'Éducation postsecondaire et de la Formation est principalement attribuable aux rendements des placements des fonds de retraite, réduisant ainsi les charges de retraite, et aux décalages entre les programmes.

L'écart de 105 millions de dollars de moins que le budget au ministère de la Protection du consommateur et des Services gouvernementaux est principalement attribuable aux dépenses budgétaires moins élevées que prévu du Programme d'infrastructure Investir dans le Canada, qui est pleinement mis en œuvre, en raison de retards de construction. Cette différence est compensée par une baisse correspondante des recettes.

L'écart de 71 millions de dollars de moins que le budget dans les dépenses d'urgence est attribuable au fait que la saison des inondations de 2023 n'a pas entraîné de dépenses importantes pour le gouvernement.

Le Budget de 2023 a mis de côté 949 millions de dollars pour les rajustements liés aux services internes, les éventualités et le financement de durée limitée, un des crédits d'autorisation. Durant l'exercice, 855 millions de dollars de ce crédit ont été attribués aux ministères selon les besoins. Parmi les éventualités financées par ce crédit, notons 153 millions de dollars pour les hausses salariales de 2023-2024 découlant du règlement de plusieurs conventions collectives. En 2023-2024, des conventions collectives ont notamment été réglées avec le Syndicat des employés généraux et des fonctionnaires du Manitoba, qui représente la fonction publique, la Manitoba Association of Health Care Professionals, qui représente les employés du secteur professionnel et technique, Doctors Manitoba, la Société d'assurance publique du Manitoba et la Société manitobaine des alcools et des loteries.

Parmi les autres éventualités financées par ce crédit, notons :

- 115 millions de dollars pour les retards dans les services chirurgicaux et diagnostiques;
- 113 millions de dollars pour des initiatives de ressources humaines en santé;
- 80 millions de dollars pour de l'aide additionnelle aux municipalités;
- 67 millions de dollars pour soutenir les améliorations en immobilisations du chemin de fer de la baie d'Hudson par Arctic Gateway;
- 50 millions de dollars pour soutenir les projets d'immobilisations dans le secteur des arts, de la culture et des sports;
- 36 millions de dollars pour soutenir les initiatives visant à mettre fin à l'itinérance chronique;
- 30 millions de dollars pour soutenir les projets d'immobilisations pour le Centre national pour la vérité et la réconciliation, le Centre d'innovation des Prairies et le Métis Nation Heritage Centre;
- 26 millions de dollars pour les dépenses comme compensations des recettes fédérales;
- 18 millions de dollars pour Agri-stabilité;
- 18 millions de dollars pour le Winnipeg Regional Rail Port;
- 14 millions de dollars pour le financement commun de la sécurité publique;

- 13 millions de dollars pour les initiatives sobres en carbone;
- 10 millions de dollars pour soutenir NFI Group avec la création d'emplois manufacturiers sobres en carbone;
- 9 millions de dollars pour le programme d'études médicales de premier cycle;
- 49 millions de dollars pour divers postes.

De plus, le Manitoba a engagé 72 millions de dollars en dépenses directes dans de multiples ministères pour soutenir les citoyens ukrainiens accueillis par le Manitoba au cours de la dernière année; la somme de 54 millions des dépenses totales a été financée par les crédits d'autorisation. Cette aide comprenait notamment les coûts d'hébergement, des repas et des soins de santé.

### Explication des résultats financiers de 2023-2024 : Questions comptables

Les états financiers sommaires sont présentés conformément aux normes comptables canadiennes pour le secteur public.

En 2023-2024, le gouvernement a adopté le chapitre SP 3400 – Revenus, qui établit des normes sur la façon de comptabiliser et de présenter les revenus. Le gouvernement comptabilise les revenus provenant d'opérations sans contrepartie directe lorsque les obligations ont été acquittées et que le payeur obtient le contrôle de l'actif ou bénéficie du produit ou du service fourni.

La Société d'assurance publique du Manitoba (MPI) et la Société d'assurance-dépôts du Manitoba (SGCM) gèrent leurs comptes conformément aux Normes internationales d'information financière (IFRS), qui sont considérées comme appropriées pour leurs objectifs et leurs circonstances individuelles. La MPI et la SGCM ont adopté la norme IFRS 17 – Contrats d'assurance, qui requiert une méthode révisée pour mesurer le passif des contrats d'assurance. La MPI et la SGCM ont également adopté la norme IFRS 9 – Instruments financiers. Un actif financier est initialement mesuré à sa juste valeur et est classé en fonction de ses caractéristiques de flux de trésorerie contractuels et du modèle d'affaires sous lequel il est détenu.

Des détails additionnels sur la mise en œuvre de ces nouvelles normes figurent à la note 2 des états financiers sommaires.



# Résultats budgétaires et investissements dans l'infrastructure stratégique

---

Pour l'exercice terminé le 31 mars 2024

---

# RÉSULTATS BUDGÉTAIRES

La présente section dresse un bilan des résultats budgétaires du gouvernement du Manitoba par rapport aux nouveaux investissements soulignés dans le document *Fiscally Responsible Outcomes and Economic Growth Strategy* du Budget de 2023. Elle fait également état des résultats liés aux nouvelles initiatives annoncées pendant l'exercice.

## Résultats concernant l'abordabilité

- L'exonération de la taxe sur les carburants du Manitoba a rapidement permis de réduire les coûts pour les familles. Tous les achats d'essence, de diesel et de combustible marqués sont exemptés de la taxe sur les carburants du Manitoba depuis le 1<sup>er</sup> janvier 2024. C'est une des raisons pour lesquelles le taux d'inflation du Manitoba est l'un des plus bas au Canada en 2024.
- Les propriétaires fonciers de plus de 437 000 propriétés au Manitoba ont reçu en 2023 un allègement financier sous la forme de chèques de remboursement de taxes scolaires d'une valeur de plus de 460 millions de dollars. En décembre 2023, le ministère a fait adopter des règlements en vertu de la Loi sur l'aide en matière de taxes foncières et d'isolation thermique des résidences et de la Loi sur les écoles publiques pour faciliter la remise des remboursements de taxes scolaires directement sur les relevés d'impôt foncier en 2024.
- Le ministère de l'Éducation postsecondaire et de la Formation a investi dix millions de dollars dans l'Initiative de bourses d'études et d'entretien du Manitoba pour soutenir les étudiants poursuivant leurs études postsecondaires, et a augmenté le plafond des prêts étudiants du Manitoba de 600 \$, entraînant une baisse des coûts et un accès accru à des possibilités d'apprentissage de haute qualité pour les étudiants.
- Le ministère de l'Éducation postsecondaire et de la Formation a affecté une somme additionnelle de 1,4 million de dollars au Fonds de bourses du Manitoba pour accroître l'accès aux possibilités d'éducation et de formation, fournissant des bourses aux élèves à faible revenu ainsi qu'un complément aux étudiants autochtones.
- Le gouvernement a réduit les frais de garderie à une moyenne de moins de 10 \$ par jour pour les enfants âgés de zéro à six ans.
- Le ministère des Familles a fourni l'accès à des produits menstruels gratuits à 37 divisions scolaires et à 54 organismes d'aide aux victimes de violence familiale dans la province.
- Le ministère de l'Agriculture a versé 360 000 \$ à Direct Farm Manitoba pour appuyer son programme de coupons alimentaires pour les communautés du Manitoba, afin que les Manitobains touchés de manière disproportionnée par l'insécurité alimentaire aient accès à des aliments locaux des marchés d'agriculteurs.
- Afin d'accroître la rentabilité aux titulaires de baux de terres domaniales agricoles, le gouvernement a gelé les taux de location des baux fourragers aux taux de 2023.
- Un financement ponctuel s'élevant jusqu'à 39,9 millions de dollars a été distribué aux municipalités hors de Winnipeg au prorata de la population, afin d'aider à atténuer les hauts niveaux d'inflation, procurant aux municipalités la latitude de présenter des demandes de financement selon les priorités en immobilisations locales.

## Résultats concernant les soins de santé

- En 2023-2024, le gouvernement a investi 624 millions de dollars dans des projets de santé prioritaires, autant dans les milieux urbains que ruraux, pour assurer un accès équitable à des soins de santé de qualité au Manitoba. Les investissements dans les hôpitaux et les salles d'urgence comprennent la construction de nouveaux centres de santé régionaux à Neepawa et à Portage-la-Prairie, des projets de réouverture de certaines salles d'urgence fermées, ainsi que l'expansion et l'amélioration des installations d'Action cancer.
- En 2023-2024, le gouvernement a investi 45 millions de dollars pour l'initiative de réaménagement du service d'urgence de l'hôpital de Saint-Boniface. Le projet comprend une nouvelle construction de 130 000 pi<sup>2</sup> et la rénovation de l'espace existant du service des urgences.

Ce projet en plusieurs phases prévoit d'ouvrir le nouveau service des urgences à l'automne 2025.

- Le ministère de la Santé, des Aînés et des Soins de longue durée a terminé les rénovations et les installations d'un tomodensitomètre au Swan Valley Health Centre, à Swan River. Le tomodensitomètre a été livré, installé et mis en service comme prévu. Le tomodensitomètre améliore l'accès aux services pour les habitants de Swan River et des communautés environnantes en fournissant des soins plus proches du domicile.
- Le gouvernement a investi 9,8 millions de dollars pour soutenir l'élargissement de la formation professionnelle en santé, notamment une expansion de 15 places pour un programme d'études médicales de premier cycle, une expansion de huit places pour un programme d'études paramédicales en soins avancés, une expansion de cinq places pour une formation polyvalente de technicien en radioscopie de laboratoire, et une expansion de cinq places pour un programme de technicien en radioscopie.
- Le gouvernement a investi deux millions de dollars afin de soutenir un programme ponctuel de diplôme en soins infirmiers pour une cohorte de 70 places en soins infirmiers auxiliaires au Collège communautaire Assiniboine.
- Le ministère de la Santé, des Aînés et des Soins de longue durée a supervisé la mise en œuvre des services élargis du personnel infirmier spécialisé dans le traitement des victimes d'agression sexuelle à Thompson et à The Pas, ainsi que les améliorations apportées au sein de Santé de Prairie Mountain, avec le soutien du Centre des sciences de la santé. Il s'agissait notamment de surveiller le recrutement et la formation du personnel infirmier spécialisé dans le traitement des victimes d'agression sexuelle dans chaque région.
- Le gouvernement a investi dans six initiatives nouvelles ou élargies pour aider les personnes âgées à rester chez elles ou dans leur communauté. Parmi les nouvelles initiatives concernant les personnes âgées, citons la création d'un poste de défenseur indépendant des personnes âgées, l'augmentation du nombre de lits dans les foyers de soins personnels au Manitoba et la prise de mesures pour fournir un plus grand nombre d'heures de soins directs aux personnes âgées.
- Le ministère de la Santé, des Aînés et des Soins de longue durée a répondu au nombre croissant de cas de VIH au Manitoba en collaborant avec les parties prenantes

internes et externes pour faciliter la couverture gratuite des médicaments pour toutes les personnes touchées par le VIH ou risquant de le contracter, et en travaillant avec les fournisseurs de services pour financer et soutenir la gestion des clients qui ont été perdus de vue.

- Le ministère de la Santé, des Aînés et des Soins de longue durée a mobilisé les processus de l'Office de protection des personnes recevant des soins en modifiant la Loi sur la protection des personnes recevant des soins de façon à élargir et à clarifier les définitions des termes « mauvais traitements » et « négligence », en faisant des présentations éducatives à 68 établissements de soins de santé désignés au Manitoba, en renforçant les politiques et les normes orientant le processus d'enquête, et en éliminant les retards dans les enquêtes, veillant à ce que toutes les allégations de mauvais traitements ou de négligence dans les hôpitaux, les foyers de soins personnels, et les établissements de soins de santé désignés soient examinées et fassent l'objet d'une enquête appropriée.
- Le ministère de la Santé, des Aînés et des Soins de longue durée a offert un financement stable et prévisible aux cliniques de médecine familiale par l'intermédiaire de Family Medicine Plus (FM+), qui a mis en place un modèle de rémunération totale pour les médecins. Ce modèle combine la facturation traditionnelle à l'acte avec un financement supplémentaire pour rémunérer les médecins de famille pour le temps passé avec les patients, la complexité de leurs besoins et la gestion de leur cabinet. L'un des principaux objectifs de FM+ était de faire de la médecine familiale une option attrayante pour les diplômés en médecine, et d'encourager les médecins en place à continuer à l'exercer.
- Le ministère de la Santé, des Aînés et des Soins de longue durée a fait d'importants progrès vers la mise en œuvre d'un système provincial, numérique et modernisé de déclaration des incidents critiques et de leur survenance. La formation, la préparation du système, les communications et la planification de la mise en œuvre dans la région sanitaire du Nord ont été achevées en 2023-2024 afin d'accélérer la mise en place du système dans la région au plus tard en mai 2024.

### Résultats économiques

- Les modifications apportées aux seuils applicables à l'impôt destiné aux services de santé et à l'enseignement postsecondaire ont permis de réduire l'impôt sur la masse salariale d'approximativement 900 employeurs

manitobains et d'en retirer environ 150 autres de ce rôle d'imposition. Cela a été fait en accroissant la limite à 2,25 millions de dollars et en accroissant le seuil inférieur à 4,5 millions de dollars.

- Le ministère de la Protection du consommateur et des Services gouvernementaux a facilité l'approbation par la Banque de l'infrastructure du Canada d'une somme de 140 millions de dollars pour des projets de traitement de l'eau potable et des eaux usées à la coopérative des eaux usées de Red-Seine-Rat, à Brandon.
- Le ministère de la Protection du consommateur et des Services gouvernementaux a approuvé 140 projets en vertu du Programme d'infrastructure Investir dans le Canada dont le coût total s'élève approximativement à 3,3 milliards de dollars, afin de soutenir la croissance économique par le développement de l'infrastructure.
- Le gouvernement a versé 89,8 millions de dollars à la Ville de Winnipeg pour soutenir un éventail de projets d'immobilisations, notamment des installations d'eau potable et d'eaux usées, ainsi que des initiatives en matière de transport en commun approuvées par le Programme d'infrastructure Investir dans le Canada pour Winnipeg.
- En 2023-2024, le Programme de conseils sectoriels a servi 56 951 personnes, soutenant la croissance économique et remédiant aux pénuries de main-d'œuvre, contribuant ainsi à l'engagement du gouvernement de créer 10 000 emplois dans les métiers spécialisés au cours des huit prochaines années.
- Le ministère du Développement économique, de l'Investissement, du Commerce et des Ressources naturelles a fourni une gamme de programmes et de services de marché du travail à 31 851 chercheurs d'emploi, directement ou par l'intermédiaire de partenariats avec des organismes communautaires un peu partout au Manitoba. Ces initiatives aident les Manitobains à se préparer à de bons emplois, à trouver ceux-ci et à progresser une fois à l'emploi, tout en répondant aux besoins en main-d'œuvre des employeurs manitobains.
- Le ministère de l'Agriculture a engagé 26,6 millions de dollars dans le financement du Partenariat canadien pour une agriculture durable (PCA durable) pour 466 projets approuvés dans six domaines prioritaires : les changements climatiques et l'environnement (8,2 millions de dollars); le renforcement de la capacité

sectorielle, de la croissance et de la compétitivité (3,8 millions de dollars); le développement des marchés et le commerce (3,1 millions de dollars); la résilience et la confiance du public (4,7 millions de dollars); la science, la recherche et l'innovation (5,5 millions de dollars); et l'agriculture autochtone et l'établissement de relations (1,1 million de dollars). Le financement de PCA durable fournit du soutien pour favoriser un secteur agroalimentaire et de produits agricoles concurrentiel, novateur et résilient au Manitoba.

- Par l'entremise de PCA durable, les gouvernements du Canada et du Manitoba se sont engagés à financer jusqu'à 15,4 millions de dollars pour 70 projets dans quatre volets du Programme d'immobilisations et d'investissements, soit : Immobilisations – équipement de transformation; Immobilisations – logiciels de planification des ressources des entreprises; Renforcement des capacités de conditionnement à forfait et Renforcement des capacités d'assurance de la qualité. Grâce à ces projets, les transformateurs du Manitoba sont en bonne position pour faire augmenter leurs ventes et les emplois, et faire accroître la compétitivité et la rentabilité.
- Le ministère du Transport et de l'Infrastructure a mis en œuvre la Stratégie d'investissement pluriannuelle de 2023 dans le réseau routier du Manitoba en investissant plus de 606 millions de dollars dans des projets d'immobilisations. Ces projets comprenaient la construction de l'échangeur à l'intersection de la route périphérique et du chemin St Mary's, sur la route provinciale à grande circulation 75 en direction sud entre les routes provinciales secondaires 305 et 205, l'élargissement de la route et la construction d'un carrefour giratoire sur la route provinciale à grande circulation 6, de la route provinciale à grande circulation 101 jusqu'à Grosse Isle, la remise en état majeure du pont de la rivière Burntwood sur la route provinciale secondaire 391, et l'échangeur à l'intersection des routes provinciales à grande circulation 1 et 1A Ouest (contournement de la route autour de Portage-la-Prairie).
- Le ministère du Développement économique, de l'Investissement, du Commerce et des Ressources naturelles a aidé 43 petites entreprises manitobaines à amasser 22,1 millions de dollars au cours de l'année d'imposition 2023 grâce à trois crédits d'impôt sur l'équité (le crédit d'impôt pour capital de risque de petites entreprises, le crédit d'impôt pour l'expansion

des entreprises dans les collectivités et le crédit d'impôt pour actionnariat des employés).

- Le ministère de l'Essor économique des peuples autochtones a créé la Direction du développement de l'entreprise autochtone pour que celle-ci pilote les initiatives et collabore avec les autres ministères afin d'intégrer pleinement les communautés et les entreprises autochtones dans tous les aspects de l'économie manitobaine, grâce à une collaboration enrichissante avec les Premières Nations, les Métis, les Inuits et les organisations connexes, ce qui favorisera l'expansion économique.
- Le gouvernement a fourni 1,8 million de dollars au Fonds de développement économique local et 2,7 millions de dollars au First Peoples Economic Growth Fund pour soutenir le développement des entreprises autochtones et la réconciliation économique.

### Résultats communautaires

- La construction de cinq écoles à Winnipeg, à Steinbach et à Morden s'est poursuivie afin de traiter les pressions liées aux inscriptions et de permettre l'accès à l'éducation en langue française.
- Le gouvernement a investi cinq millions de dollars dans des projets critiques d'installations de traitement de l'eau et des eaux usées pour les collectivités relevant des Affaires du Nord.
- Il a investi dans le logement communautaire dans le cadre de l'entente bilatérale concernant la Stratégie nationale sur le logement, ce qui a permis de créer 32 logements locatifs subventionnés.
- Le ministère du Logement, de la Lutte contre les dépendances et de la Lutte contre l'itinérance a mis en œuvre la première action provinciale de lutte contre l'itinérance hivernale, axée sur les personnes sans abri, aidant plus de 280 personnes, dont 91 qui ont obtenu un logement permanent.
- Le gouvernement a versé 8,7 millions de dollars pour soutenir 1 648 places de traitement des dépendances financées par l'État, y compris des services de gestion du sevrage au lit et mobiles.
- Le ministère du Logement, de la Lutte contre les dépendances et de la Lutte contre l'itinérance a ouvert la première clinique d'accès rapide aux traitements des dépendances dirigée par des Autochtones à Winnipeg, avec un financement provincial annuel d'un million de dollars.

- Le gouvernement a recruté 14 psychiatres pour les soins aigus dans les régions mal servies du Manitoba.
- Le ministère de l'Éducation et de l'Apprentissage de la petite enfance a ouvert, ou s'est engagé à ouvrir, 8 500 places de garderie pour les enfants âgés de zéro à six ans, et 4 400 places pour les enfants d'âge scolaire, totalisant près de 13 000 nouvelles places de garderie à l'échelle du Manitoba depuis la mise en œuvre de l'Accord entre le Canada et le Manitoba sur l'apprentissage et la garde des jeunes enfants à l'échelle du Canada en 2021-2022.
- Le ministère du Sport, de la Culture, du Patrimoine et du Tourisme a évalué plus de 1 500 demandes, donnant lieu à l'approbation de 132,5 millions de dollars en subventions à plus de 1 000 organismes pour soutenir les activités dans les secteurs des arts, du patrimoine, des bibliothèques, de l'ethnoculture et des sports, y compris 10,2 millions de dollars pour différentes initiatives de réconciliation donnant suite à l'appel à l'action 80 de la Commission de vérité et de réconciliation.
- Le ministère des Familles a fourni un soutien grâce à un nouveau financement de 81,7 millions de dollars visant à augmenter les taux de rémunération subventionnée des travailleurs de services directs offrant des services de répit résidentiels, de jour, fournis par des organismes et autogérés aux adultes et aux enfants ayant un handicap et à leurs familles qui sont admissibles au Programme des services d'intégration communautaire des personnes handicapées et au Programme des services aux enfants handicapés.
- Le gouvernement a approuvé 22 projets, totalisant 1,5 million de dollars en vertu du programme Systèmes agricoles et alimentaires autochtones de PCA durable pendant l'exercice 2023-2024. Ce financement soutient les activités qui améliorent la sécurité et la souveraineté alimentaires, soutient la revitalisation des systèmes alimentaires traditionnels, la formation, l'acquisition de compétences et de ressources, l'adaptation aux changements climatiques ou l'accroissement de la participation des Autochtones au secteur agricole et agroalimentaire du Manitoba.
- Une augmentation de deux millions de dollars a été accordée au Programme de soutien à l'intégration communautaire des nouveaux arrivants afin d'assurer la prestation de services d'établissement et d'intégration solides.

## Résultats concernant la sécurité communautaire

- Le projet de loi 34, Loi modifiant la Loi sur les services de police, a été proclamé en février 2024. Ce projet de loi renforce les programmes des agents de sécurité communautaires et des Premières Nations dans le cadre d'un modèle de sécurité publique multidimensionnel. En outre, la Loi a permis la création de l'équipe de sécurité communautaire de Winnipeg, qui patrouille à l'intérieur et à l'extérieur du réseau de transport en commun de Winnipeg.
- Le ministère de la Justice continue de travailler avec Manitoba Keewatinowi Okimakanak pour créer et mettre en œuvre un pavillon de ressourcement pour les jeunes à Thompson, dans le but de réduire le nombre de jeunes incarcérés au Manitoba et de remédier à la surreprésentation des jeunes Autochtones en détention.
- Le ministère de la Justice a officiellement mis en œuvre le projet pilote de plans sur la sécurité et le bien-être communautaires dans six collectivités, deux autres emplacements étant en cours de développement. Jusqu'à 14 collectivités participeront au projet de plans sur la sécurité et le bien-être communautaires.
- Le ministère continue de travailler en étroite collaboration avec des intervenants et des partenaires à Brandon et à Thompson pour mettre en œuvre des programmes de centres de dégrisement dans ces collectivités afin de promouvoir la sécurité publique et le bien-être de la collectivité.
- Le ministère du Transport et de l'Infrastructure a élaboré une stratégie de sécurité routière en réponse à la collision tragique survenue à l'intersection des routes provinciales à grande circulation 1 et 5. Cette stratégie, qui a été menée par une équipe responsable de la stratégie en matière de sécurité, visait à déterminer les améliorations possibles et à examiner les caractéristiques techniques de cette intersection et la sécurité routière connexe. Elle avait aussi pour objectif d'intégrer des mesures structurelles et préventives aux activités du ministère afin de cerner et de gérer les enjeux de sécurité routière potentiels dans le réseau routier provincial.
- Le ministère du Transport et de l'Infrastructure a mis en place un cadre officiel de surveillance de la sécurité afin d'améliorer la supervision de la sécurité des transporteurs routiers du Manitoba et d'appuyer la formation des transporteurs routiers en ce qui concerne leurs responsabilités en matière de sécurité routière conformément aux lois provinciales et fédérales.

## Résultats environnementaux

- Le ministère du Développement économique, de l'Investissement, du Commerce et des Ressources naturelles s'est associé avec le NFI Group dans le cadre d'une initiative pluriannuelle consistant à faire un investissement de dix millions de dollars pour la création d'emplois manufacturiers sobres en carbone. Cet investissement soutient l'usine All-Canadian Build, qui fabriquera, finira et entretiendra des autobus zéro émission pour le marché canadien.
- Le ministère du Développement économique, de l'Investissement, du Commerce et des Ressources naturelles a lancé un programme pluriannuel de 19 millions de dollars, le Programme 2 milliards d'arbres, en partenariat avec le Canada pour augmenter le reboisement au Manitoba. En 2023, le coup d'envoi du programme a permis de préparer 390 hectares de terrain et de planter 1 380 grands arbres en pot dans 20 collectivités, et quatre projets de plantation autochtones de plus de 50 000 arbres ont été menés à bien dans tout le Manitoba.
- Le gouvernement a versé à la Ville de Winnipeg une aide additionnelle aux immobilisations de dix millions de dollars pour aider avec les coûts liés au projet de remplacement de l'intercepteur d'égout du pont de Fort Garry, afin de répondre aux préoccupations quant à la qualité de l'eau de la rivière Rouge et du lac Winnipeg.
- Le gouvernement a rétabli le financement des organismes environnementaux sans but lucratif, a favorisé les partenariats avec l'Institut international du développement durable et les centres d'excellence sur le climat comme ClimateWest et le Centre climatique des Prairies de l'Université de Winnipeg.
- Le gouvernement a prolongé la subvention pour le plomb dans l'eau potable jusqu'au 31 mars 2025, conservant l'accès des écoles et des garderies autorisées au financement par bourses pour effectuer des analyses d'eau et, le cas échéant, régler le problème de niveau de plomb élevé dans l'eau potable, au bénéfice de plus de 1 000 écoles et garderies autorisées.

## Résultats concernant la modernisation gouvernementale

- Le ministère de la Santé, des Aînés et des Soins de longue durée a analysé le processus d'inscription à la carte de santé, a relevé les lacunes causant des retards et a atteint une réduction de 42 % des demandes rejetées, réduisant le temps de traitement moyen

de 60 à 15 minutes, et réduisant le temps d'exécution de quatre mois à deux semaines.

- Les tribunaux du Manitoba continuent de développer les technologies utilisées dans les salles d'audience afin d'offrir un meilleur accès à la justice. Les investissements dans des salles d'audience virtuelles utilisant une plateforme basée sur des webinaires, Microsoft Teams, l'ancien équipement de vidéoconférence Cisco, et l'installation d'une infrastructure Wi-Fi et de réseau dans plusieurs centres judiciaires ont permis de rationaliser la procédure judiciaire.
- Le ministère du Transport et de l'Infrastructure a élargi le portail de l'Organisation de gestion des situations d'urgence du Manitoba, qui permet d'être informé en temps quasi réel en fournissant des données, des cartes et d'autres ressources qui renforcent les efforts de coordination en cas d'urgences ou de catastrophes. Le portail est utilisé par 307 autorités locales et 123 partenaires de gestion des situations d'urgence.
- Le ministère des Relations avec les municipalités et le Nord a lancé le portail en ligne MaPropriétéMB, qui permet aux propriétaires de bien-fonds hors de la ville de Winnipeg d'accéder à leurs avis d'évaluation en tout temps.
- La Commission de la fonction publique a mis en œuvre une reconception de son modèle de prestation de services pour 2023-2024. La réorganisation de la structure vise à accroître les gains en efficacité dans le service des ressources humaines, le perfectionnement des employés, les politiques, la gestion des données, et les employés et les fonctions de relations de travail, notamment en réorganisant la fonction d'acquisition de talent sous forme de service dédié axé sur les activités de recrutement et de sensibilisation.
- Le ministère de la Protection du consommateur et des Services gouvernementaux a poursuivi son travail de modernisation de l'approvisionnement pour accroître les économies cumulées et optimiser la gestion des dépenses gouvernementales totales au moyen d'une gestion par catégorie.
- Le ministère des Finances a mis en place une technologie servant à accélérer la réception des demandes relatives à la Loi sur l'accès à l'information et la protection de la vie privée, à les consigner, à y donner suite et à en faire le suivi pour assurer une réponse rapide. Le ministère a éliminé l'arriéré des demandes de communication de documents de 726 dossiers en janvier 2024. La centralisation des activités du bureau de la Loi sur l'accès

à l'information et la protection de la vie privée a aidé à atteindre un taux de réponse en temps opportun de 65,7 % pour l'exercice 2023-2024, de plus il a permis de trouver et de traiter plusieurs demandes en attente qui ne figuraient pas dans l'arriéré initial.

- Le ministère de l'Éducation postsecondaire et de la Formation a mis sur pied avec succès le projet d'intégration des prêts étudiants Canada-Manitoba. Il est avantageux pour les emprunteurs de prêts étudiants du Manitoba, car ils peuvent faire un seul remboursement mensuel, au lieu de deux, et ils n'ont maintenant à communiquer qu'avec un seul centre de services pour obtenir de l'information sur le remboursement de prêts.

### Réponse du Manitoba face à la crise en Ukraine

- Le ministère du Travail et de l'Immigration a épaulé des réfugiés ukrainiens au moyen du Programme des candidats du Manitoba, en proposant la candidature de 615 citoyens ukrainiens pour qu'ils s'établissent de façon permanente au Manitoba avec leur famille et en leur offrant un soutien à l'établissement à court terme adapté à leur culture et à leur langue.
- Le gouvernement a continué d'offrir du soutien aux familles ukrainiennes arrivant au Manitoba en vertu de l'Autorisation de voyage d'urgence Canada-Ukraine, jusqu'à l'arrivée des derniers titulaires de cette autorisation au Canada, en mars 2024. Les Ukrainiens ont reçu des services coordonnés, notamment un centre d'accueil, une plateforme des services d'établissement et un système de rendez-vous en ligne pour assurer un point d'accès unique aux services provinciaux, fédéraux et communautaires. Le programme d'hébergement temporaire a offert aux Ukrainiens arrivant au Manitoba un séjour à l'hôtel et les repas jusqu'à concurrence de 30 jours.
- Le groupe d'intervention auprès des réfugiés ukrainiens du Manitoba a été l'un des modèles d'établissement des Ukrainiens les plus efficaces au pays dans le cadre du programme fédéral d'Autorisation de voyage d'urgence Canada-Ukraine. L'Organisation de gestion des situations d'urgence du Manitoba a coordonné tous les aspects de l'intervention et a collaboré avec les gouvernements provincial et fédéral, le secteur de l'établissement et la communauté ethnoculturelle, ce qui a permis à plus de 30 000 Ukrainiens de s'établir au Manitoba.

D'autres explications sur les résultats budgétaires du gouvernement se trouvent à la section des principales réalisations du rapport annuel de chacun des ministères.

# INVESTISSEMENTS DANS L'INFRASTRUCTURE STRATÉGIQUE

Le rapport sur l'infrastructure stratégique comprend les investissements en immobilisations au niveau du bilan du gouvernement, notamment les investissements directs du gouvernement dans ses propres actifs et ceux des autres entités actives, les subventions aux municipalités, l'entretien annuel de l'infrastructure, ainsi que les prêts et les investissements en immobilisations des sociétés d'État et les investissements en immobilisations autofinancés d'autres entités comptables. Le rapport comprend les investissements en immobilisations de Manitoba Hydro, ainsi que d'autres sociétés d'État, dans la présentation de l'infrastructure stratégique pour brosser le tableau complet des investissements en immobilisations du secteur public.

Les immobilisations corporelles nettes du Manitoba ont une valeur comptable nette de 16,2 milliards de dollars, excluant les sociétés d'État, qui communiquent la valeur de leurs immobilisations dans leur rapport annuel. Le programme d'immobilisations de la province est fonction du coût du maintien de ces biens matériels en bon état pour soutenir la prestation des services gouvernementaux tout en investissant dans une nouvelle infrastructure qui soutiendra les besoins futurs.

Les investissements dans l'infrastructure stratégique ont dépassé 3,1 milliards de dollars en 2023-2024. Il s'agit d'une hausse de 482 millions de dollars par rapport aux investissements stratégiques de 2,6 milliards de dollars réalisés en 2022-2023. Les hausses ont été réparties dans les domaines suivants :

- Les investissements de 703 millions de dollars dans l'infrastructure de Manitoba Hydro.
- Les investissements d'immobilisations de 683 millions de dollars dans l'infrastructure routière et dans son entretien.
- Les investissements en immobilisations de 624 millions de dollars dans les installations de santé.
- Les investissements en immobilisations de 341 millions de dollars dans les écoles M-12 et les établissements d'enseignement postsecondaire.

Le Budget de 2023 comprend une somme de 200 millions de dollars en crédits d'autorisation conservée de façon centrale en cas d'éventualités liées aux immobilisations

dans les ministères chargés des opérations fondamentales du gouvernement, dont la grande partie est demeurée inutilisée. Le Manitoba a autorisé 105 millions de dollars en investissement en immobilisations additionnels aux autres entités comptables dont le financement était insuffisant en raison d'escalades des coûts et de la demande accrue, principalement pour des investissements de santé. D'autres écarts notables pour l'exercice 2023-2024 comprenaient :

- Installations de soins de santé – La hausse des dépenses en immobilisations en 2023-2024 a été causée par l'accroissement du volume de construction de l'infrastructure et l'augmentation des prix des matériaux et de l'équipement liés à l'agrandissement du Centre de santé régional de Portage, du Centre de santé régional de Neepawa, du Centre de santé régional de Brandon et du centre de santé régional de Selkirk, ainsi qu'à la réorganisation du service d'urgence de l'hôpital de Saint-Boniface.
- Immobilisations liées à la gestion des ressources hydriques – L'écart est attribuable au progrès des travaux pour les projets de barrages à Rivers et à English Brook et d'ouvrages de dérivation à Portage et à Saint-Joseph par rapport au budget, ainsi qu'aux travaux de remise en état et de remplacement de l'infrastructure de gestion des eaux endommagée lors des inondations de 2022.
- Efficacité Manitoba – L'écart résulte d'une baisse de participation des clients.
- Société manitobaine des alcools et des loteries – L'écart a été causé par une pause dans l'achat d'équipement et d'entretien des installations en raison d'une interruption de travail, ainsi qu'en raison du calendrier des dépenses pour d'autres projets en cours, notamment les initiatives de technologies de l'information.
- Société d'assurance publique du Manitoba – L'écart était attribuable à une interruption de travail et à des retards dans le projet Nova.
- Manitoba Hydro – L'écart a été causé par des pressions inflationnistes sur les matériaux, l'équipement et les services requis aux fins des projets d'immobilisations de Manitoba Hydro, notamment le projet d'énergie renouvelable de Pointe-du-Bois.



**Investissements dans l'infrastructure stratégique**  
**En date du 31 mars 2024**

	Budget de 2023 redressé <sup>1</sup>	Chiffres réels de 2023-2024	Chiffres réels de 2022-2023
(en millions de dollars)			
<b>IMMEUBLES, ÉQUIPEMENT ET TECHNOLOGIE</b>			
Santé	636	624	247
M-12 et éducation postsecondaire	346	341	288
Logement	67	69	57
Autres ministères	227	87	110
Technologies de l'information	84	54	31
	<b>1 360</b>	<b>1 175</b>	<b>733</b>
<b>RÉSEAU ROUTIER, PONTS ET PROTECTION CONTRE LES INONDATIONS</b>			
Immobilisations – Réseau routier et pistes d'aéroport	563	536	429
Canal de déversement du lac Manitoba	19	17	16
Immobilisations liées à la gestion des ressources hydriques	32	44	33
Aéronefs et équipement de transport	7	9	12
	<b>621</b>	<b>606</b>	<b>490</b>
<b>SUBVENTIONS EN CAPITAL</b>			
Subventions municipales	241	241	393
Collectivités relevant des Affaires du Nord	4	5	4
Section des arts, de la culture et du sport dans la communauté	23	23	-
	<b>268</b>	<b>269</b>	<b>397</b>
<b>ENTRETIEN ET CONSERVATION</b>			
Infrastructure routière	144	147	145
Immobilisations liées à la gestion des ressources hydriques	14	13	13
	<b>158</b>	<b>160</b>	<b>158</b>
<b>SOCIÉTÉS D'ÉTAT</b>			
Efficacité Manitoba	66	47	40
Société manitobaine des alcools et des loteries	91	55	51
Société d'assurance publique du Manitoba	76	27	59
Manitoba Hydro	654	703	676
	<b>887</b>	<b>832</b>	<b>826</b>
<b>AUTRES ENTITÉS COMPTABLES</b>			
	<b>66</b>	<b>67</b>	<b>23</b>
<b>Total des investissements dans l'infrastructure stratégique</b>	<b>3 360</b>	<b>3 109</b>	<b>2 627</b>

<sup>1</sup> Budget redressé pour inclure les rajustements liés aux services internes, le financement additionnel, le mandat spécial et les transferts de crédits entre les ministères.



# Comptes publics du Manitoba

---

Pour l'exercice terminé le 31 mars 2024

---

# COMPTES PUBLICS DU MANITOBA

## TABLE DES MATIÈRES

<b>Introduction aux comptes publics du Manitoba</b>	27
<b>Discussion et analyse des états financiers</b>	28
Risques et incertitudes	34
Analyse des écarts et des principales évolutions de l'excédent (déficit) d'exploitation	36
Analyse des recettes	37
Analyse des dépenses	39
Actifs financiers	44
Passifs	45
Dette nette et déficit accumulé	46
Actifs non financiers, y compris les immobilisations corporelles	46

# INTRODUCTION AUX COMPTES PUBLICS DU MANITOBA

## Nature des comptes publics

Les Comptes publics du Manitoba sont préparés tous les ans par obligation légale, conformément au paragraphe 65(1) de la Loi sur la gestion des finances publiques, chapitre F55 de la Codification permanente des lois du Manitoba. Ils présentent la situation financière sommaire du gouvernement et les résultats de ses activités pour l'exercice financier qui s'est terminé le 31 mars.

Les renseignements fournis dans le rapport proviennent de deux sources :

- le résumé de l'information financière présentée dans les comptes du Manitoba, qui sont tenus par le contrôleur de la province;
- les dossiers détaillés tenus par les ministères, les organismes gouvernementaux, les entreprises publiques et les partenariats commerciaux publics du gouvernement.

Chacun des ministères et des organismes du secteur public est responsable du rapprochement de ses comptes et des comptes collectifs tenus par le contrôleur de la province, et de la tenue de registres détaillés de leurs opérations comptables.

## Format des Comptes publics du Manitoba

Les Comptes publics du Manitoba comprennent la discussion et l'analyse des états financiers, les états financiers sommaires vérifiés du gouvernement, les rapports financiers sur le compte de stabilisation des revenus et d'autres rapports financiers prévus par la loi.

**Discussion et analyse des états financiers** – Cette section fournit un exposé écrit des états financiers sommaires, ainsi que des renseignements additionnels sur la performance financière et économique du gouvernement provincial. Les renseignements financiers contenus dans la section Discussion et analyse des états financiers sont tirés des états financiers sommaires pour l'exercice terminé le 31 mars 2024.

**États financiers sommaires** – Ces états vérifiés, préparés selon les normes comptables pour le secteur public de CPA Canada, révèlent l'incidence financière des activités du gouvernement. Seuls les états financiers sommaires du gouvernement fournissent des renseignements clés sur les activités financières de tout le gouvernement. Ces états comprennent les résultats financiers des quelque 129 organismes et comptes différents dont se sert le gouvernement pour fournir des biens et des services. Le périmètre comptable du gouvernement comprend les ministères, les entreprises commerciales, les partenariats commerciaux et les organismes, tels que les offices régionaux de la santé, les divisions scolaires, les universités et les collèges. Les ministères et les organismes compris dans le périmètre comptable du gouvernement figurent à l'annexe 8 des états financiers sommaires.

Les états financiers sommaires fournissent également les renseignements suivants sur les activités financières du gouvernement :

- la situation financière du gouvernement au 31 mars de chaque exercice;
- les résultats d'exploitation de l'exercice;
- les recettes et les dépenses du gouvernement (c'est-à-dire, l'excédent ou le déficit annuel);
- les sommes empruntées, remboursées ou refinancées;
- la façon dont ses fonds ont été obtenus et utilisés.

## Renseignements fournis par obligation légale

Cette section comprend les rapports vérifiés sur les renseignements autres que les états financiers, y compris le compte de stabilisation des revenus et d'autres rapports précisés dans la Loi sur la gestion des finances publiques, la Loi sur la responsabilité financière et la protection des contribuables, la Loi sur l'assurance-maladie et la Loi sur les affaires du Nord. Les Comptes publics du Manitoba sont accessibles en ligne à l'adresse : [www.gov.mb.ca/government/finances/index.fr.html](http://www.gov.mb.ca/government/finances/index.fr.html).

# DISCUSSION ET ANALYSE DES ÉTATS FINANCIERS

Le Conseil sur la comptabilité dans le secteur public des Comptables professionnels agréés du Canada (CPA Canada) publie un énoncé de pratiques recommandées dans lequel il propose divers indicateurs financiers utiles à l'évaluation de la situation financière des gouvernements. Les indicateurs proposés ne sont pas associés à des valeurs de référence pour le secteur public. Ils correspondent plutôt à des ratios ou à des indicateurs de tendance qui dressent le portrait de la situation pendant un nombre donné d'exercices, pour faciliter les comparaisons et aider à l'évaluation de la santé financière du gouvernement dans la conjoncture économique et financière courante. Les indicateurs recommandés sont regroupés dans trois catégories :

- (1) Durabilité** – mesure la capacité d'un gouvernement de maintenir ses programmes sans avoir à accroître ses emprunts.
- (2) Flexibilité** – mesure la capacité d'un gouvernement de faire face à des engagements financiers grandissants en accroissant ses recettes ou en s'endettant davantage.
- (3) Vulnérabilité** – mesure le degré de dépendance d'un gouvernement à l'égard de sources de recettes qui échappent à son pouvoir direct ou à son influence, sur le plan tant national qu'international.

La discussion et l'analyse des états financiers reflètent les résultats de la Province du Manitoba, qui a dû affronter plusieurs vents contraires de nature macroéconomique, notamment le ralentissement de la croissance économique, les taux d'intérêt élevés et les pressions inflationnistes. Afin d'avoir une perspective plus large de la situation financière actuelle de la Province du Manitoba, les lecteurs sont invités à trouver des renseignements supplémentaires dans le rapport trimestriel de la province pour 2024-2025.

## Les sources de données et leurs limites

Les indicateurs financiers exposés dans le présent rapport se fondent sur des données financières clés contenues dans les états financiers sommaires vérifiés. Les données économiques proviennent de Statistique Canada et du Bureau des statistiques du Manitoba. Les données

comparatives présentées ne sont pas ajustées en fonction de l'inflation. Par contre, les résultats comparatifs sont redressés pour tenir compte de la méthode comptable ou de la présentation adoptée au cours de l'exercice financier considéré. Les indicateurs financiers de la présente section exposent les résultats dans le même format que celui des Comptes publics du Manitoba.

## Situation financière du gouvernement en 2023-2024

La présente section décrit la santé financière du gouvernement à l'aide des trois catégories d'indicateurs de CPA Canada, soit la durabilité, la flexibilité et la vulnérabilité. Elle décrit également chacune des catégories et les indicateurs qui y sont associés. Pour chacun des indicateurs, elle fournit des données financières pour le Manitoba et souligne les principales évolutions.

### Durabilité

Comme nous l'avons mentionné, la durabilité mesure la capacité d'un gouvernement d'assumer les engagements pris dans le cadre de ses programmes et de répondre aux exigences de ses créanciers sans avoir à accroître ses emprunts ou le fardeau fiscal.

L'observation des tendances qui se dégagent des cinq indicateurs suivants permet de se faire une idée concrète de la durabilité des pratiques du gouvernement en matière de dépenses et de production de recettes :

- **la dette nette en pourcentage du PIB provincial** : la relation entre la dette nette d'un gouvernement et les revenus dans l'économie;
- **la dette nette en pourcentage des recettes annuelles totales** : la mesure dans laquelle les recettes à venir serviront à payer des opérations ou des événements passés;
- **la dette nette par habitant** : la relation entre la dette nette d'un gouvernement et sa population, généralement considérée comme la meilleure mesure pour l'examen intergouvernemental de la santé gouvernementale et financière; représente le montant de la dette nette attribuée à chaque résident du Manitoba;

- **l'excédent (déficit) d'exploitation annuel** : la mesure dans laquelle un gouvernement vit selon ses moyens;
- **l'excédent (déficit) d'exploitation annuel par rapport au PIB provincial** : la relation entre l'excédent (déficit) d'exploitation d'un gouvernement et l'économie provinciale.

La demande accrue des consommateurs et les goulets d'étranglement de la chaîne d'approvisionnement suivant l'assouplissement des restrictions liées à la COVID-19, les pressions inflationnistes persistantes causées par la hausse des prix à l'épicerie, les déséquilibres structurels dans le marché du logement et les tensions géopolitiques ont entraîné une hausse de l'inflation plus élevée que prévu pendant l'exercice. En outre, la hausse des taux d'intérêt de la Banque du Canada pour contrer l'inflation a affaibli les dépenses des consommateurs et les investissements dans le logement résidentiel, compliquant encore davantage le paysage économique. Cet affaiblissement économique a ralenti les recettes autonomes de la Province, ce qui, combiné avec la hausse des dépenses gouvernementales, a entraîné une perte nette plus élevée que ce qui était prévu dans le budget. Les ratios présentés dans le rapport de discussion et d'analyse des états financiers illustrent une situation financière défavorable en 2023-2024 par rapport aux plans du Budget de 2023.

#### DETTE NETTE EN POURCENTAGE DU PIB PROVINCIAL

Le gouvernement adapte ses pratiques en matière de dépenses et de production de recettes en fonction de l'économie de la province. Le ratio de la dette nette au PIB provincial donne un aperçu des résultats de ces pratiques.

**Dette nette** – Le total des passifs du gouvernement, moins le total de ses actifs financiers, donne une indication des recettes futures qui devront être utilisées pour assumer financièrement des opérations ou des événements passés. La dette nette en pourcentage du PIB provincial exprime le niveau d'obligations financières que devra assumer l'économie en raison des pratiques cumulatives en matière de dépenses et de production de recettes du gouvernement. Le pourcentage représente l'ampleur de la dette du gouvernement par rapport aux résultats économiques annuels de la province.

Les investissements dans l'amélioration des immobilisations et dans le remplacement des immobilisations corporelles sujettes à la détérioration, comme l'infrastructure de transport, et un déficit d'exploitation partiellement compensé par des gains de

réévaluation et d'autres éléments du résultat étendu, ont accru la dette nette.

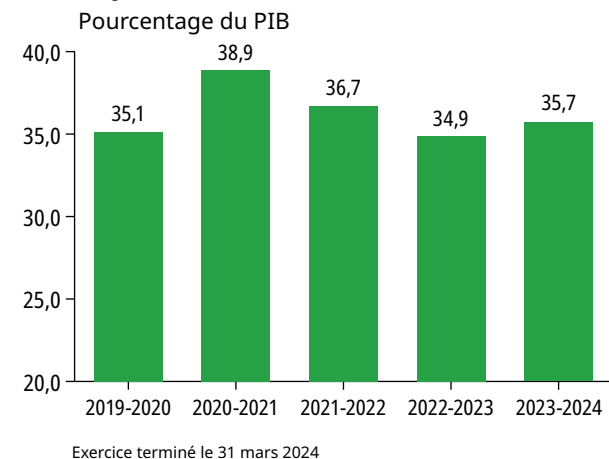
Globalement, la dette nette de la province a augmenté de 2 136 millions de dollars pendant l'exercice 2023-2024, reflétant principalement un déficit d'exploitation de 1 971 millions de dollars et une acquisition d'immobilisations corporelles nette de 1 016 millions de dollars; compensés par 759 millions de dollars en gains de réévaluation et d'autres éléments du résultat attendu, ainsi que 92 millions de dollars liés aux variations des actifs non financiers.

La croissance du PIB doit être prise en compte pour déterminer la capacité d'endettement. Le PIB est une mesure de la valeur des biens et des services produits dans la province au cours d'une année donnée. Il indique la taille de l'économie provinciale. L'économie provinciale a connu une croissance constante, passant de 74,6 milliards de dollars en 2019-2020 à 90,4 milliards de dollars en 2023-2024, soit une croissance de 21,2 % au cours de la période de cinq ans. L'indice des prix à la consommation du Manitoba a augmenté de 0,8 % en mars 2024 (2023 – 5,2 %).

Le graphique 1 montre que le ratio de la dette nette au PIB, en date du 31 mars 2024, a augmenté par rapport à l'exercice précédent, passant de 34,9 % à 35,7 %. Cette augmentation reflète la diminution substantielle des recettes autonomes et la baisse considérable des revenus nets des organismes gouvernementaux au cours de l'exercice 2023-2024, ce qui est amplifié par la hausse des dépenses d'exploitation du gouvernement.

Graphique 1

#### Dettes nette en pourcentage du PIB provincial



La dette nette pour 2023-2024 comprenait un gain de 71 millions de dollars dans les autres éléments du résultat étendu, enregistré par les entreprises publiques. Les autres éléments du résultat étendu représentent les gains ou les pertes non réalisés calculés à un moment donné, et peuvent avoir des effets importants sur la mesure de la dette nette. Les autres éléments du résultat étendu sont mesurés d'après la variation des évaluations à la valeur du marché, des taux d'intérêt et des taux de change en fin d'exercice et constituent, par conséquent, un aperçu ponctuel de la variation d'une valeur donnée par comparaison avec la valeur à la même date lors de l'exercice antérieur.

La gestion de la dette nette tout en maintenant ou en augmentant les investissements nécessaires en immobilisations, y compris dans l'infrastructure, est un défi auquel font face toutes les provinces et tous les territoires du Canada.

### DETTE NETTE EN POURCENTAGE DES RECETTES ANNUELLES TOTALES

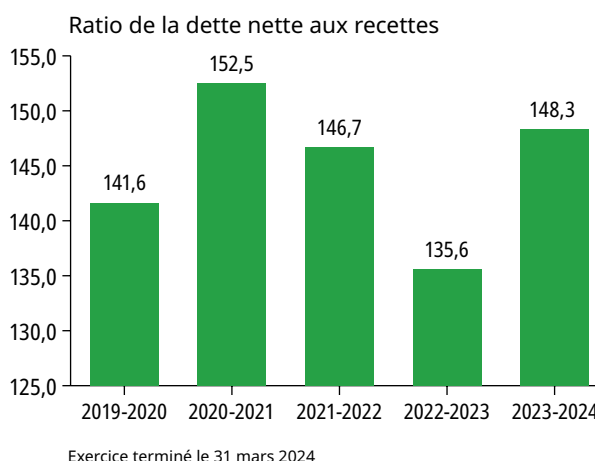
La dette nette correspond à la somme des pertes et des investissements en immobilisations corporelles accumulées d'exercice en exercice par les générations actuelles et passées. Cette somme demeure une obligation pour les générations futures de financer à même l'excédent annuel ou de continuer de reporter. Une dette nette survient lorsque le total des passifs d'un gouvernement excède le total de ses actifs financiers. Une tendance à l'augmentation de la dette nette par rapport aux recettes annuelles totales signifierait que plus de temps serait nécessaire à l'élimination de la dette nette.

La dette nette par rapport aux recettes annuelles totales en 2023-2024 se chiffre à 148,3 % (2022-2023 – 135,6 %). Cette hausse est directement attribuable à la baisse des recettes autonomes et des revenus nets des entreprises publiques.

Le graphique 2 illustre l'évolution historique de la dette nette sur cinq ans par rapport aux recettes annuelles. Ces dernières années, cette mesure s'est stabilisée et a commencé à baisser. En 2019-2020, avant la pandémie, la dette nette par rapport aux recettes annuelles totales était à son plus bas niveau, 141,6 %, d'une période de quatre ans. La hausse à 148,3 % en 2023-2024 reflète l'investissement de la Province dans le secteur de la santé, ainsi que les pressions des plus récents vents contraires de nature macroéconomique.

Graphique 2

### Dettes nette en pourcentage des recettes annuelles totales



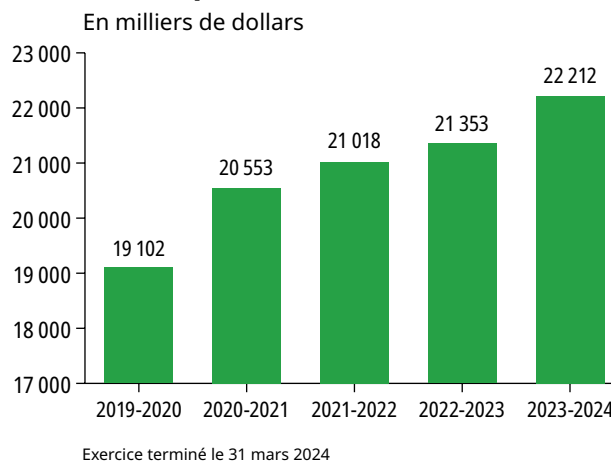
### DETTE NETTE PAR HABITANT

La dette nette par habitant est une mesure de la valeur de la dette nette d'un gouvernement exprimée en fonction du montant attribuable à chaque citoyen relevant de la compétence du gouvernement. Elle se calcule habituellement en divisant la dette nette par la population de la province.

La dette nette par habitant donne une indication du degré d'endettement du gouvernement. La dette nette par habitant sert souvent à commenter l'efficacité de la politique budgétaire courante du gouvernement. Toutefois, le ratio de la dette au PIB donne une image plus complète de la santé financière réelle d'un gouvernement. Le graphique 3 montre l'évolution historique de la dette nette par habitant.

Graphique 3

### Dettes nette par habitant





La dette nette par habitant a varié de 19 102 \$ en 2019-2020 à 22 212 \$ en 2023-2024. La dette nette par habitant a considérablement augmenté depuis 2019-2020, principalement en raison de la hausse des dépenses en réponse aux effets de la pandémie de COVID-19, des mesures de soutien fournies aux réfugiés ukrainiens qui sont arrivés au Manitoba, de la constatation rétroactive des obligations liées à la mise hors service d'immobilisations, et de la hausse des investissements dans le secteur de la santé.

#### EXCÉDENT (DÉFICIT) D'EXPLOITATION ANNUEL

L'excédent d'exploitation annuel aide le gouvernement à maintenir ses services et à réduire ses besoins d'emprunt. Les déficits d'exploitation annuels peuvent avoir une incidence sur la capacité d'un gouvernement à fournir des services et peuvent entraîner une augmentation des besoins d'emprunt.

L'excédent (déficit) annuel montre dans quelle mesure le gouvernement génère plus (moins) de recettes que ses dépenses d'exploitation pendant un exercice.

Pour l'exercice financier s'étant terminé le 31 mars 2024, Manitoba Hydro avait prévu une perte de 363 millions de dollars. Toutefois, en raison des dépenses plus élevées que prévu et d'un déficit de recettes, la Province a consigné une perte de 1 971 millions de dollars. Cela représente une hausse de 1 608 millions de dollars par rapport au budget de l'exercice financier.

Tableau 1

#### Excédent (déficit) d'exploitation annuel

	Chiffres redressés de 2019-2020	Chiffres redressés de 2020-2021	Chiffres redressés de 2021-2022	Chiffres redressés de 2022-2023	Chiffres réels de 2023-2024
<b>(en millions de dollars)</b>					
Total des recettes	18 479	18 602	19 944	22 258	21 792
Total des dépenses	18 474	20 726	20 694	21 885	23 763
Excédent (déficit) d'exploitation	5	(2 124)	(750)	373	(1 971)
Excédent (déficit) d'exploitation annuel par rapport au PIB provincial	0,0 %	(2,9 %)	(0,9 %)	0,4 %	(2,2 %)

#### EXCÉDENT (DÉFICIT) D'EXPLOITATION ANNUEL PAR RAPPORT AU PIB PROVINCIAL

Le ratio de l'excédent (déficit) d'exploitation au PIB provincial indique la différence entre les recettes et les dépenses en pourcentage du PIB. Il s'agit d'une mesure de la capacité d'un gouvernement à répondre à ses besoins de financement et à assurer une gestion adéquate des finances publiques.

Le tableau 1 montre l'évolution sur cinq ans des recettes annuelles, de l'excédent d'exploitation et de l'excédent (déficit) d'exploitation annuel par rapport au PIB provincial.

L'excédent (déficit) d'exploitation annuel par rapport au PIB provincial s'est détérioré en 2023-2024 en raison d'une situation déficitaire comparativement à la situation excédentaire déclarée en 2022-2023.

## Flexibilité

La flexibilité mesure la capacité d'un gouvernement d'augmenter ses ressources financières en augmentant ses recettes ou sa dette nette pour faire face à des engagements croissants.

Le Conseil sur la comptabilité dans le secteur public recommande l'usage de divers indicateurs financiers pour juger de la flexibilité d'un gouvernement. Parmi ceux-ci, on considère que les indicateurs suivants aident à apprécier la flexibilité du gouvernement du Manitoba :

- **les frais de la dette publique en pourcentage des recettes totales** : dans quelle mesure les décisions en matière d'emprunts restreignent la capacité d'un gouvernement de faire face à ses engagements financiers et d'assurer la prestation des services prévus;
- **les recettes autonomes en pourcentage du PIB provincial** : dans quelle mesure le gouvernement retire des recettes de l'économie sous forme d'impôts et de droits d'utilisation.

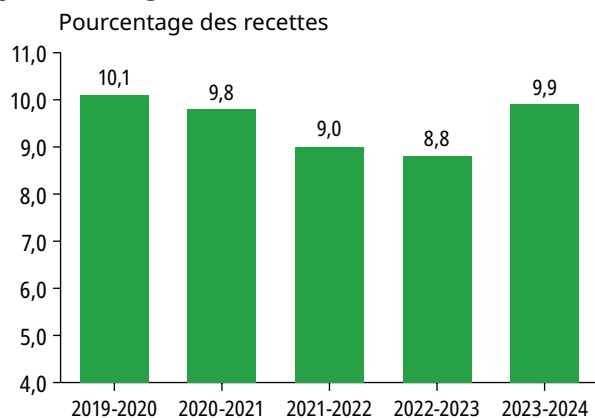
### FRAIS DE LA DETTE PUBLIQUE EN POURCENTAGE DES RECETTES TOTALES

La somme des frais de la dette publique en pourcentage des recettes totales montre la mesure dans laquelle un gouvernement doit utiliser des recettes pour payer des frais d'intérêt plutôt que des services. Le ratio montre la proportion par dollar de recettes du gouvernement qui sert à payer les intérêts. Un faible ratio entre les frais d'intérêt et les recettes indique que le gouvernement consacre une faible part de ses recettes aux frais d'intérêt.

Le graphique 4 montre qu'en 2019-2020, le gouvernement a utilisé 10,1 cents de chaque dollar de recettes pour payer les intérêts. En 2023-2024, ce chiffre était de 9,9 cents par dollar.

Graphique 4

### Frais de la dette publique en pourcentage des recettes annuelles totales



Exercice terminé le 31 mars 2024

### RECETTES AUTONOMES EN POURCENTAGE DU PIB PROVINCIAL

Les recettes autonomes en pourcentage du PIB provincial montrent la part de recettes qu'un gouvernement tire de l'économie provinciale sous forme d'impôts et de taxes. Les recettes autonomes ne comprennent pas les revenus nets des entreprises publiques, étant donné la nature semi-autonome de leurs activités. Leurs recettes ne proviennent pas d'impôts ou de taxes, mais de l'offre de produits ou de services.

Des ratios élevés de recettes autonomes en pourcentage du PIB ou des augmentations de ces ratios signifient qu'un gouvernement sollicite davantage l'économie de sa province, ce qui indique que ses demandes dépassent la croissance de l'économie.

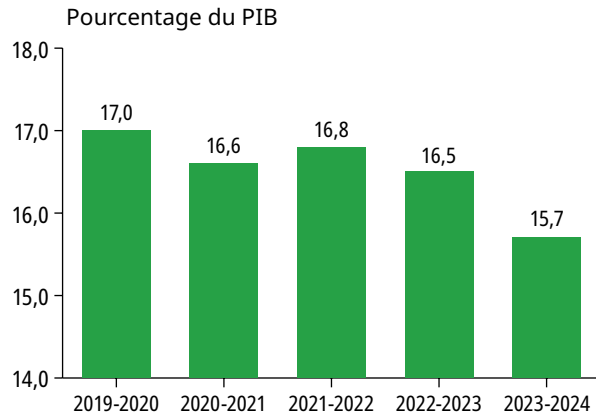
De 2019-2020 à 2022-2023, les recettes autonomes du gouvernement ne cessaient d'augmenter, sauf en 2020-2021, période à laquelle elles ont diminué de 585 millions de dollars, se chiffrant à 12,1 milliards de dollars. En 2023-2024, les recettes ont diminué de 113 millions, à 14,2 milliards de dollars (2022-2023 – 14,3 milliards de dollars). Pour 2023-2024, les principaux facteurs de la diminution des recettes autonomes par rapport à l'exercice précédent étaient les suivants :

- les impôts sur le revenu des particuliers ont diminué de 425 millions de dollars, soit 7,3 %;
- les autres taxes et impôts ont diminué de 69 millions de dollars, soit 1,4 %;
- le recouvrement par les entreprises publiques et d'autres gains découlant de placements a augmenté de 203 millions de dollars, soit 17,1 %;
- les frais et autres ont augmenté de 178 millions de dollars, soit 7,1 %.

Le graphique 5 montre la relation entre les recettes autonomes et le PIB provincial. Le PIB a augmenté de 21,2 %, passant de 74,6 milliards de dollars en 2019-2020 à 90,4 milliards de dollars en 2023-2024. Les recettes autonomes ont augmenté de 1 481 millions de dollars, soit 11,7 %, au cours des cinq dernières années. Par conséquent, le ratio des recettes autonomes par rapport à l'économie (PIB) a baissé à 15,7 % en 2023-2024 (2022-2023 – 16,5 %).

Graphique 5

## Recettes autonomes en pourcentage du PIB provincial



Exercice terminé le 31 mars 2024

Des fluctuations des sources extérieures de recettes liées aux projets d'immobilisation et à d'autres programmes non récurrents ou qui ne sont pas liés au fonctionnement n'indiquent pas une augmentation sensible de la vulnérabilité d'un gouvernement du point de vue des sources de recettes.

Les transferts fédéraux en pourcentage des recettes totales constituent un indicateur recommandé de la relative vulnérabilité du gouvernement.

### Vulnérabilité

La vulnérabilité correspond au degré de dépendance du gouvernement, et donc de vulnérabilité aux fluctuations, par rapport aux sources de recettes qui ne dépendent pas directement de lui ni de son influence. Un degré de dépendance élevé peut indiquer qu'un gouvernement compte sur des sources externes pour offrir ses programmes et services au niveau et au degré de qualité actuels.

En 2023-2024, les recettes de programmes fédéraux ciblés à frais partagés étaient 54 millions de dollars, soit 4,8 %, de plus

qu'en 2022-2023, principalement en raison du financement lié à la hausse des recettes provenant du Programme d'infrastructure Investir dans le Canada, d'ententes bilatérales pour le ministère de la Santé, des Aînés et des Soins de longue durée, compensées par une baisse des sommes récupérées de l'accord d'aide financière en cas de sinistre.

Le total des transferts fédéraux (y compris la péréquation, le Transfert canadien en matière de santé, le Transfert canadien en matière de programmes sociaux et les coûts partagés et autres transferts) a augmenté de 872 millions de dollars, soit 13,9 %, par rapport à 2022-2023; compensé par une baisse de 182 millions de dollars reçus en 2022-2023 pour les transferts liés à la COVID-19. Hausse nette de 690 millions de dollars, soit 10,7 %, par rapport à 2022-2023.

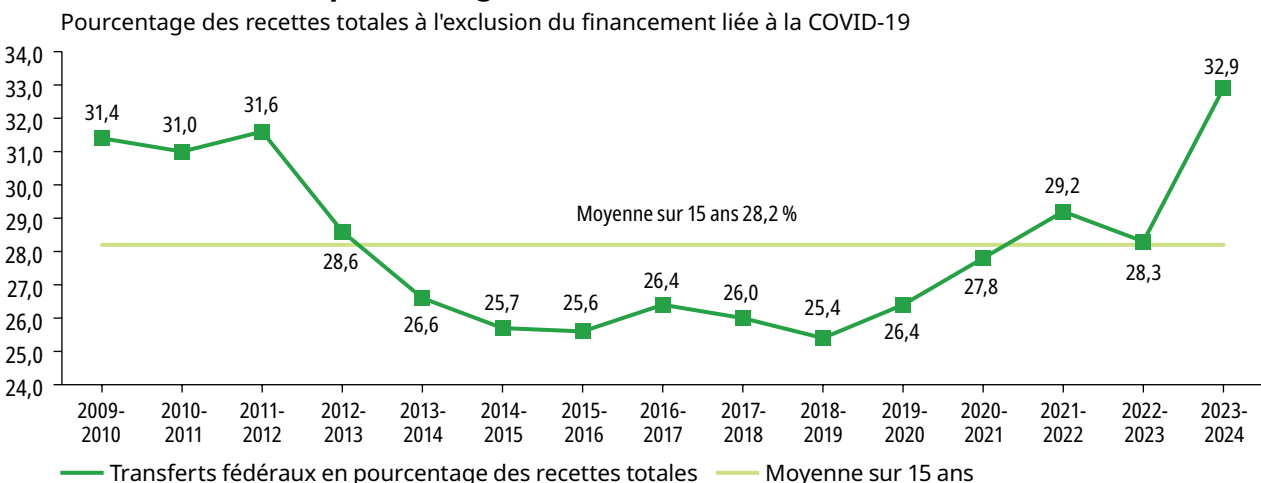
### TRANSFERTS FÉDÉRAUX EN POURCENTAGE DES RECETTES TOTALES

Le ratio des transferts fédéraux aux recettes totales indique la vulnérabilité des provinces aux variations dans les transferts en provenance du gouvernement du Canada.

Le graphique 6 montre que le ratio entre les principaux transferts fédéraux et les recettes totales des provinces est passé d'un minimum historique de 25,4 % en 2018-2019 à 32,9 % en 2023-2024 (2022-2023 – 28,3 %). Le Manitoba a connu une baisse des transferts fédéraux en pourcentage des recettes totales entre 2012-2013 et 2015-2016. Cependant, les transferts au Manitoba, y compris ceux destinés à la prestation de programmes ciblés, augmentent de façon constante depuis 2019-2020 et demeurent supérieurs à la moyenne sur 15 ans de 28,2 %. Le ratio indique que la Province comptait moins sur ses recettes autonomes pour financer les programmes et services de base, ce qui fait état de la vulnérabilité progressivement croissante du Manitoba aux changements relatifs aux transferts fédéraux.

Graphique 6

## Transferts fédéraux en pourcentage des recettes totales



Exercice terminé le 31 mars 2024

## Risques et incertitudes

Dans les deux années suivant la pandémie, plusieurs facteurs, notamment la demande comprimée et la hausse des prix, ont généré une hausse substantielle des dépenses générales dans l'économie. Les ventes au détail ont augmenté de 13,3 % en 2021, et de nouveau de 8,6 % en 2022. Le maintien de l'inflation élevée a incité la Banque du Canada à continuer à augmenter les coûts d'emprunt en 2023, rehaussant le taux cible à trois reprises en 2023 à 5,0 % en juillet, son plus haut taux depuis mars 2001. Les taux hypothécaires ont suivi, le taux d'intérêt débiteur conventionnel sur cinq ans atteignant un sommet à 6,47 % en novembre 2023.

Sous le poids des prix et des coûts d'emprunt accrus, l'économie du Manitoba a commencé à présenter des signes de ralentissement pendant l'exercice 2023-2024. Le taux de croissance annuel (sur une moyenne mobile de 12 mois) des ventes au détail a chuté consécutivement, passant de 8,9 % en avril 2023 à 0,4 % en mars 2024. De manière semblable, la croissance des ventes manufacturières a ralenti, passant de 17,5 % en avril 2023 à 0,9 % en mars 2024.

La hausse considérable des taux d'intérêt depuis 2022 a également contribué à un ralentissement des dépenses en immobilisations dans les propriétés résidentielles. Après avoir augmenté de 36,1 % en 2021-2022, les investissements en immobilisations dans les propriétés résidentielles ont diminué de 2,0 % et de 1,3 % pendant les deux exercices subséquents, respectivement.

À mesure que l'économie ralentissait, les pressions inflationnistes ont commencé à s'atténuer par rapport à des niveaux presque record depuis plusieurs décennies au commencement de l'exercice. Pour offrir un certain soulagement face à l'inflation élevée persistante, le gouvernement du Manitoba a mis en œuvre une exonération complète de la taxe sur les carburants aux stations-service en janvier 2024. Le coût de l'essence a baissé de 14 cents le litre dès le 1<sup>er</sup> janvier 2024, faisant des prix de l'essence aux stations-service au Manitoba les plus bas au Canada. Cette mesure a aussi aidé à abaisser le taux d'inflation annuel global (sur une moyenne mobile de 12 mois) d'un sommet presque record de 7,8 % en mars 2023 à 2,3 % en mars 2024. L'inflation au Canada a diminué de 6,6 % en mars 2023 à 3,3 % en mars 2024.

Le taux d'inflation étant en déclin progressif, la Banque du Canada a commencé à assouplir sa politique monétaire. Onze mois après la dernière hausse du taux d'inflation, la Banque a réduit le taux cible de 25 points de base en juin 2024, ce qui a été suivi d'une autre baisse de 25 points de base en juillet. La plupart des organismes de prévisions

s'attendent à ce que le taux du financement à un jour diminue graduellement chaque trimestre jusqu'en 2025.

Quant à lui, le marché du travail du Manitoba est demeuré résilient en 2023-2024, ajoutant 18 300 emplois aux 15 700 emplois ajoutés à l'exercice précédent. Les pressions salariales se sont quelque peu apaisées, mais sont demeurées élevées, le taux horaire moyen augmentant de 3,9 % en 2023-2024, comparativement à la hausse de 4,8 % à l'exercice précédent.

Les tensions géopolitiques et les conflits, y compris les guerres au Moyen-Orient et en Ukraine, ont continué de nourrir l'incertitude pendant l'exercice. Plus récemment, les attaques près de la voie de navigation du canal de Suez ont fait croître les coûts d'expédition. Une escalade de ces conflits pourrait rapidement renverser la tendance à la baisse de l'inflation, car la hausse des coûts d'expédition pourrait être prise en compte dans le commerce mondial des produits.

Les facteurs climatiques comme les sécheresses, les inondations et les incendies échappés ajoutent des pressions additionnelles sur les dépenses et présentent un risque pour l'économie et les finances de la province. En 2023-2024, la production d'hydro-électricité a subi des pressions additionnelles en raison des faibles niveaux d'eau dans les réservoirs. Combinée aux prix d'exportation d'électricité inférieurs, cette situation a entraîné une diminution matérielle des recettes nettes de Manitoba Hydro.

L'inflation retournant dans les limites de la plage cible de la Banque du Canada et les taux d'intérêt retombant graduellement, l'activité économique devrait se renforcer à court terme. Toutefois, la croissance des ventes au détail continuant de ralentir au Manitoba, les frais de service de la dette accrus par les renouvellements hypothécaires récents pourraient restreindre encore davantage les dépenses des ménages.

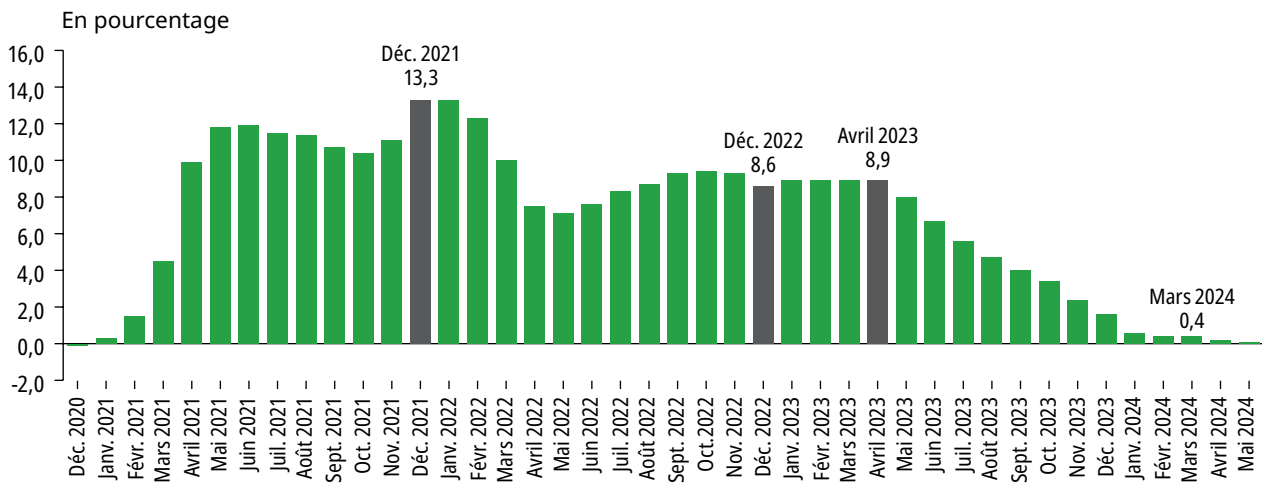
Le Manitoba continuera de surveiller et d'évaluer ces développements dans le cadre de sa planification financière afin de demeurer fidèle aux objectifs financiers du cadre de planification à moyen terme.

L'exposition globale du gouvernement aux risques et aux incertitudes résulte de nombreuses variables qui ne dépendent pas directement de lui. Elles comptent entre autres :

- la volatilité des facteurs économiques comme l'inflation, les taux d'intérêt et les prix des produits de base;
- les tensions géopolitiques et leurs répercussions sur l'économie mondiale;

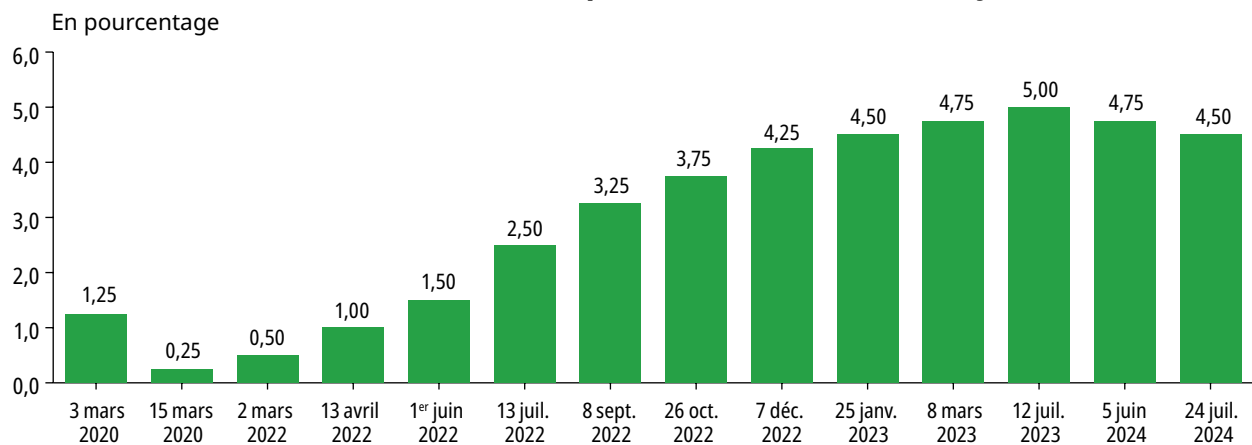
- les obstacles au commerce, y compris les droits de douane sur les importations et les exportations;
- les phénomènes météorologiques extrêmes;
- les réformes fiscales d'autres territoires qui peuvent modifier de façon importante la planification fiscale et la compétitivité fiscale;
- les changements dans les transferts fédéraux;
- les retards imprévus dans les investissements en immobilisations prévus en raison d'obligations environnementales ou autres;
- le rendement financier des sociétés d'État, en particulier Manitoba Hydro;
- les résultats de procès, d'arbitrages ou de négociations avec des tiers;
- les taux d'utilisation des services gouvernementaux comme les soins de santé, les services à l'enfance et à la famille ou l'aide à l'emploi;
- les changements dans les normes comptables.

### Croissance des ventes au détail en taux annuels, décembre 2022 à mai 2024



Source : Statistique Canada

### Modifications du taux directeur de la Banque du Canada, mars 2020 à juillet 2024



Source : Banque du Canada

### Principales sensibilités des perspectives financières

Variable	Augmentation de :	Incidence annuelle sur le plan fiscal (en millions de dollars)
PIB nominal	1 %	147 \$
Endettement	500 millions de dollars	(32 \$)

## Analyse des écarts et des principales évolutions de l'excédent (déficit) d'exploitation

				Écart	
	Budget	Chiffres	Chiffres	Chiffres	Chiffres
	2023-2024	réels de 2023-2024	redressés de 2022-2023	réels de 2023-2024 et de 2022-2023	réels par rapport au budget de 2023-2024
(en millions de dollars)					
<b>RECETTES</b>					
Impôts sur le revenu	5 532	5 369	5 794	(425)	(163)
Autres taxes et impôts	4 772	4 716	4 785	(69)	(56)
Droits et autres recettes	2 543	2 690	2 512	178	147
Recouvrement par les entreprises publiques et d'autres gains découlant de placements	1 250	1 393	1 190	203	143
Réserve pour éventualités	(200)	-	-	-	200
<b>Total des recettes autonomes</b>	<b>13 897</b>	<b>14 168</b>	<b>14 281</b>	<b>(113)</b>	<b>271</b>
<b>Entreprises publiques</b>	<b>1 181</b>	<b>464</b>	<b>1 507</b>	<b>(1 043)</b>	<b>(717)</b>
<b>Transferts fédéraux</b>	<b>7 299</b>	<b>7 160</b>	<b>6 470</b>	<b>690</b>	<b>(139)</b>
<b>Total des recettes</b>	<b>22 377</b>	<b>21 792</b>	<b>22 258</b>	<b>(466)</b>	<b>(585)</b>
<b>DÉPENSES</b>					
Assemblée législative	75	75	58	17	-
Conseil exécutif	9	9	7	2	-
Éducation postsecondaire et Formation	1 850	1 736	1 563	173	(114)
Agriculture	631	482	408	74	(149)
Protection du consommateur et Services gouvernementaux	646	541	528	13	(105)
Développement économique, Investissement, Commerce et Ressources naturelles	342	345	347	(2)	3
Éducation et Apprentissage de la petite enfance	3 683	3 646	3 641	5	(37)
Environnement et Changement climatique	202	176	167	9	(26)
Familles	2 060	2 512	1 910	602	452
Finances	95	91	344	(253)	(4)
Santé, Aînés et Soins de longue durée	7 961	8 919	7 877	1 042	958
Logement, Lutte contre les dépendances et Lutte contre l'itinérance	394	390	414	(24)	(4)
Essor économique des peuples autochtones	10	9	10	(1)	(1)
Justice	856	1 019	759	260	163
Travail et Immigration	33	32	27	5	(1)
Relations avec les municipalités et le Nord	525	529	660	(131)	4
Commission de la fonction publique	40	39	40	(1)	(1)
Sport, Culture, Patrimoine et Tourisme	163	162	157	5	(1)
Transport et Infrastructure	630	625	591	34	(5)
Crédits d'autorisation	134	33	27	6	(101)
Urgences diverses	100	29	266	(237)	(71)
Allègements fiscaux	150	208	121	87	58
Service de la dette	2 151	2 156	1 963	193	5
<b>Total des dépenses</b>	<b>22 740</b>	<b>23 763</b>	<b>21 885</b>	<b>1 878</b>	<b>1 023</b>
<b>Excédent (déficit) d'exploitation</b>	<b>(363)</b>	<b>(1 971)</b>	<b>373</b>	<b>(2 344)</b>	<b>(1 608)</b>

Le gouvernement a terminé l'exercice 2023-2024 avec un déficit de 1 971 millions de dollars, soit 1 608 millions de dollars de plus que la perte nette de 363 millions de dollars prévue dans le budget. Les recettes totales étaient de 21 792 millions de dollars et les dépenses totales de 23 763 millions de dollars.

### **ANALYSE DES RECETTES**

Les facteurs les plus importants à l'origine des écarts dans les recettes par rapport au budget de 2023-2024 sont :

- Les recettes de l'impôt sur le revenu des particuliers étaient 163 millions de dollars, ou 2,9 %, de moins que le budget en raison des évaluations de l'Agence du revenu du Canada pour l'année d'imposition 2022 inférieures aux estimations utilisées pour le budget de 2023.
- Les autres taxes et impôts étaient 56 millions de dollars, soit 1,2 %, de moins que le budget, principalement en raison de l'exonération de la taxe sur les carburants qui a commencé le 1<sup>er</sup> janvier 2024. Cette baisse et les baisses pour autres taxes et impôts ont été partiellement compensées par la hausse de la taxe sur les ventes au détail, reflétant des niveaux de ventes au détail et de consommation des ménages plus élevés que prévu.
- Les frais et autres revenus étaient 147 millions de dollars, soit 5,8 %, de plus que le budget, reflétant principalement des recouvrements des coûts plus élevés pour le ministère de la Santé, des Aînés et des Soins de longue durée, et une hausse des permis et des frais des transporteurs routiers, y compris la comptabilisation de 79 millions de dollars en 2023-2024. Ce montant avait été précédemment comptabilisé à titre de produit constaté d'avance en raison de l'adoption de nouvelles normes comptables.
- Le recouvrement par les entreprises publiques et d'autres gains découlant de placements était 143 millions de dollars, soit 11,4 %, de plus que le budget, en raison de taux d'intérêt plus élevés que prévu.
- Les recettes nettes des entreprises publiques s'élevaient à 717 millions de dollars, soit 60,7 % de plus que le budget de 1 181 millions de dollars.
  - Manitoba Hydro a signalé une perte nette de 172 millions de dollars, une baisse de 622 millions de dollars par rapport au budget. Cette diminution était principalement causée par de faibles niveaux d'eau, ce qui a considérablement diminué les recettes nettes d'exportation.

- Les recettes nettes de la Société manitobaine des alcools et des loteries étaient de 732 millions de dollars, une hausse de 64 millions de dollars par rapport au budget, principalement attribuables aux recettes nettes plus élevées liées au cannabis et aux activités des casinos.

- La Société d'assurance publique du Manitoba a signalé une perte nette de 129 millions de dollars, une baisse de 159 millions de dollars par rapport au budget. Cette diminution a été en partie causée par un événement météorologique grave survenu en août 2023, qui a donné lieu à plus de 15 000 réclamations relatives à la grêle à Winnipeg et dans les environs, la plus grande catastrophe naturelle de l'histoire de la Société.

- Les transferts fédéraux étaient 139 millions de dollars, soit 1,9 %, de moins que le budget, en raison d'une sous-utilisation des fonds dans le cadre du Programme d'infrastructure Investir dans le Canada, entraînant une baisse des recettes fédérales, une baisse des indemnités de l'Agri-protection et une réduction correspondante de la part fédérale de la prime comptabilisée à titre de produit constaté d'avance, et une baisse dans l'Accord entre le Canada et le Manitoba sur l'apprentissage et la garde des jeunes enfants et dans l'Accord entre le Canada et le Manitoba sur l'apprentissage et la garde des jeunes enfants à l'échelle du Canada, en raison de besoins moins élevés que prévu.

L'analyse de l'évolution des recettes renseigne les lecteurs sur les principales variations des recettes selon les exercices et les sources, et leur permet d'évaluer la performance passée et les possibles implications pour l'avenir. La section suivante présente l'évolution des recettes au Manitoba.

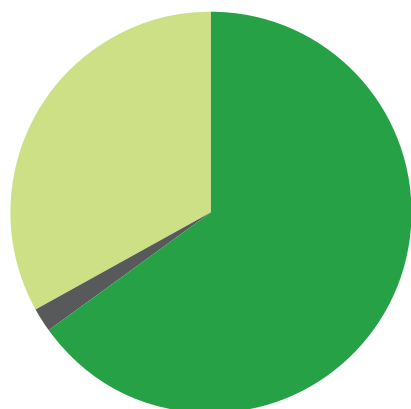
## Analyse de l'évolution des recettes par source

	Chiffres redressés de 2019-2020	Chiffres redressés de 2020-2021	Chiffres redressés de 2021-2022	Chiffres redressés de 2022-2023	Chiffres réels de 2023-2024
(en millions de dollars)					
Impôts	4 515	4 199	5 245	5 794	5 369
Taxe sur les ventes au détail	2 262	2 208	2 387	2 597	2 703
Taxes sur les carburants	338	299	323	323	238
Impôt destiné à l'enseignement et aux services de santé	385	370	385	415	431
Impôt foncier pour l'éducation	874	895	728	733	698
Autres taxes et impôts	633	657	662	717	646
Droits et autres recettes	2 465	2 291	2 479	2 512	2 690
Transferts fédéraux	4 879	5 900	6 263	6 470	7 160
Recettes nettes des entreprises publiques	913	600	321	1 507	464
Recouvrement par les entreprises publiques et d'autres gains découlant de placements	1 215	1 183	1 151	1 190	1 393
<b>Total des recettes</b>	<b>18 479</b>	<b>18 602</b>	<b>19 944</b>	<b>22 258</b>	<b>21 792</b>

Le tableau suivant illustre les principales sources des recettes du gouvernement pour 2023-2024. La majorité des recettes, soit 65 %, étaient générées par les sources autonomes du Manitoba.

### Sources de recettes pour l'exercice terminé le 31 mars 2024

Pourcentage



- Recettes autonomes : 65,0 %
- Entreprises publiques : 2,0 %
- Transferts fédéraux : 33,0 %

Les recettes totales en 2023-2024 s'élevaient à 21 792 millions de dollars, une baisse de 466 millions de dollars, soit 2,1 %, par rapport à 2022-2023

Les principaux facteurs expliquant les écarts des recettes par rapport à l'exercice précédent sont les suivants :

- Les recettes provenant de l'impôt sur le revenu des particuliers étaient de 5 369 millions de dollars, une baisse de 425 millions de dollars, soit 7,3 %, par rapport à 2022-2023, notamment une baisse de 338 millions pour l'impôt sur les bénéfices des sociétés sur douze mois, principalement attribuable à des évaluations sur douze mois de l'Agence du revenu du Canada plus faibles que prévu, et à une baisse des profits des entreprises en 2023.
- Les autres taxes et impôts étaient de 4 716 millions de dollars, 69 millions de dollars, soit 1,4 %, de moins que 2022-2023, principalement en raison de l'exonération des prélèvements de la taxe sur les carburants qui est en vigueur depuis le 1<sup>er</sup> janvier 2024. Cette baisse et les baisses pour autres taxes et impôts ont été partiellement compensées par la hausse de la taxe sur les ventes au détail, reflétant des ventes au détail plus élevées qu'en 2023-2024.
- Les frais et autres revenus étaient de 2 690 millions de dollars, une hausse de 178 millions de dollars, soit 7,1 %, par rapport à 2022-2023, principalement en raison des recouvrements des coûts plus élevés pour le ministère de la Santé, des Aînés et des Soins de longue durée, et de la hausse des permis et des frais des transporteurs routiers, y compris la comptabilisation de 79 millions de dollars en 2023-2024 qui avait précédemment été consignée à titre de produit constaté d'avance en raison de l'adoption de nouvelles normes comptables.
- Le recouvrement par les entreprises publiques et d'autres gains découlant de placements était de 1 393 millions de dollars, une hausse de 203 millions



de dollars, soit 17,1 %, reflétant principalement les taux d'intérêt plus élevés en 2023-2024.

- Les transferts fédéraux étaient de 7 160 millions de dollars, une hausse de 690 millions de dollars, soit 10,7 %, par rapport à 2022-2023, notamment une hausse de 577 millions de dollars en transferts de péréquation, une hausse de 225 millions de dollars du Transfert canadien en matière de santé, une hausse de 16 millions de dollars du Transfert canadien en matière de programmes sociaux, et une hausse de 54 millions de dollars en coûts partagés et autres transferts. Ces hausses ont été compensées par une diminution de 182 millions de dollars en transferts liés à la COVID-19.
- Les recettes nettes des entreprises publiques étaient 1 043 millions de dollars de moins qu'en 2022-2023. Les facteurs majeurs liés à la baisse sont :
  - la baisse des recettes nettes de Manitoba Hydro de 810 millions de dollars en raison des faibles niveaux d'eau, ce qui a considérablement diminué les recettes nettes d'exportation;
  - les recettes nettes de la Société d'assurance publique du Manitoba ont baissé de 232 millions de dollars. Cette baisse était largement attribuable à une hausse des réclamations relatives à la grêle suivant un événement météorologique grave en août 2023.

## ANALYSE DES DÉPENSES

L'analyse des dépenses aide les lecteurs à comprendre l'incidence des dépenses du gouvernement sur l'économie, la répartition de l'ensemble de ses recettes et l'usage des ressources, ainsi que le coût des programmes du gouvernement.

Les dépenses totales en 2023-2024 s'élevaient à 23 763 millions de dollars, soit une augmentation de 1 023 millions de dollars ou 4,5 % par rapport à 2023-2024. Les principaux facteurs à l'origine des écarts dans les dépenses par rapport au budget de 2023-2024 sont les suivants :

- Les dépenses du ministère de la Santé étaient 958 millions de dollars, soit 12,0 %, plus élevées que le budget en raison des initiatives de recrutement, de rétention et de bien-être des conventions collectives qui ont été conclues, et des pressions sur les prix et les volumes au sein du système de santé.
- Les dépenses du ministère des Familles étaient 452 millions de dollars, soit 21,9 %, de plus que le budget en raison du règlement du recours collectif sur les allocations spéciales pour enfants qui s'élève à environ

530 millions de dollars, et à d'autres rajustements de fin d'exercice ponctuels.

- Les dépenses du ministère de la Justice étaient 163 millions de dollars, soit 19,0 % de plus que le budget, principalement en raison des provisions pour le règlement de poursuites de longue date ainsi que d'autres coûts relatifs aux salaires dans les services correctionnels.
- Les dépenses du ministère de l'Agriculture étaient 149 millions de dollars, soit 23,6 %, de moins que le budget en raison des indemnités moins élevées résultant d'une baisse des activités de réclamation dans le programme Agri-protection.
- Les dépenses du ministère de la Protection du consommateur et des Services gouvernementaux étaient de 105 millions de dollars, soit 16,3 %, de moins que le budget, principalement en raison des retards des projets de construction du Programme d'infrastructure Investir dans le Canada causés par les conditions météorologiques et les pénuries d'entrepreneurs et de travailleurs.
- Les dépenses liées aux crédits d'autorisation étaient 101 millions de dollars, soit 75,4 %, de moins que le budget, principalement en raison des dépenses moins élevées que prévu pour les initiatives relatives à une économie sobre en carbone, ainsi que différents projets d'innovation environnementale, Fonds des idées et passifs pour éventualités.
- Les dépenses du ministère de l'Éducation postsecondaire et de la Formation étaient 114 millions de dollars, soit 6,2 %, de moins que le budget, principalement en raison de rendements plus élevés des placements des fonds de retraite, réduisant ainsi les charges de retraite, et des décalages entre les programmes.
- Les dépenses liées aux crédits d'impôt étaient 58 millions de dollars, soit 38,7 %, de plus que le budget, principalement en raison du niveau de participation au crédit d'impôt pour la production de films et de vidéos plus élevé que l'évaluation de l'année d'imposition de 2022.
- Les dépenses liées aux urgences étaient 71 millions de dollars, soit 71,0 % de moins que prévu, puisque la saison des inondations de 2023 n'a pas entraîné de dépenses importantes pour le gouvernement.
- Les dépenses du ministère de l'Environnement et du Changement climatique étaient 26 millions de dollars, soit 12,9 %, de moins que prévu, en raison du taux de participation aux programmes d'Efficacité Manitoba inférieur à ce qui avait été estimé.

## Dépenses par fonction

Les dépenses par fonction fournissent un résumé des principaux secteurs de dépenses du gouvernement et des changements dans les dépenses par rapport à l'exercice précédent.

### Analyse de l'évolution des dépenses par fonction

	Chiffres redressés de 2022-2023	Chiffres réels de 2023-2024
	(en millions de dollars)	
Assemblée législative	58	75
Conseil exécutif	7	9
Éducation postsecondaire et Formation	1 563	1 736
Agriculture	408	482
Protection du consommateur et Services gouvernementaux	528	541
Développement économique, Investissement, Commerce et Ressources naturelles	347	345
Éducation et Apprentissage de la petite enfance	3 641	3 646
Environnement et Changement climatique	167	176
Familles	1 910	2 512
Finances	344	91
Santé, Aînés et Soins de longue durée	7 877	8 919
Logement, Lutte contre les dépendances et Lutte contre l'itinérance	414	390
Essor économique des peuples autochtones	10	9
Justice	759	1 019
Travail et Immigration	27	32
Relations avec les municipalités et le Nord	660	529
Commission de la fonction publique	40	39
Sport, Culture, Patrimoine et Tourisme	157	162
Transport et Infrastructure	591	625
Crédits d'autorisation	27	33
Urgences diverses	266	29
Allègements fiscaux	121	208
Service de la dette	1 963	2 156
<b>Total des dépenses par fonction</b>	<b>21 885</b>	<b>23 763</b>

Les dépenses totales étaient de 23 763 millions de dollars en 2023-2024, ce qui constitue une augmentation de 1 878 millions de dollars, soit 8,6 %, par rapport aux montants redressés de 2022-2023. Les principaux facteurs à l'origine des écarts dans les dépenses par rapport à l'exercice précédent sont les suivants :

- Les dépenses du ministère de la Santé, des Aînés et des Soins de longue durée étaient 1 042 millions de dollars, soit 13,2 %, plus élevées que le budget, principalement en raison des initiatives de recrutement, de rétention et de bien-être des conventions collectives qui ont été conclues, et des pressions sur les prix et les volumes au sein du système de santé.
- Les dépenses du ministère des Familles ont augmenté de 602 millions de dollars, soit 31,5 %, en raison des dépenses additionnelles liées au recours collectif sur les allocations spéciales pour enfants, et des hausses des prix et des volumes pour les programmes de services sociaux et d'autres rajustements de fin d'exercice ponctuels.
- Les dépenses du ministère de la Justice ont augmenté de 260 millions de dollars, soit 34,3 %, principalement en raison des hausses des salaires et des avantages sociaux et des dépenses des programmes de sécurité publique, et des provisions pour le règlement de poursuites de longue date.

- Les dépenses du ministère de l'Éducation postsecondaire et de la Formation ont augmenté de 173 millions de dollars, soit 11,1 %, principalement en raison des coûts plus élevés causés par les hausses salariales, les programmes d'assistance sociale, comme les droits de scolarité abordables et la formation en soins infirmiers, et les pressions inflationnistes.
- Les frais de service de la dette ont augmenté de 193 millions de dollars, soit 9,8 %, principalement en raison de la hausse des coûts d'emprunt et des taux d'intérêt.
- Les dépenses du ministère de l'Agriculture ont augmenté de 74 millions de dollars, soit 18,1 %, en raison des dépenses plus élevées des programmes Agri-protection et Agri-stabilité, reflétant des primes plus élevées et des paiements plus élevés aux producteurs.
- Les dépenses du ministère du Transport et de l'Infrastructure étaient 34 millions de dollars, soit 5,8 %, de plus, principalement en raison de la subvention

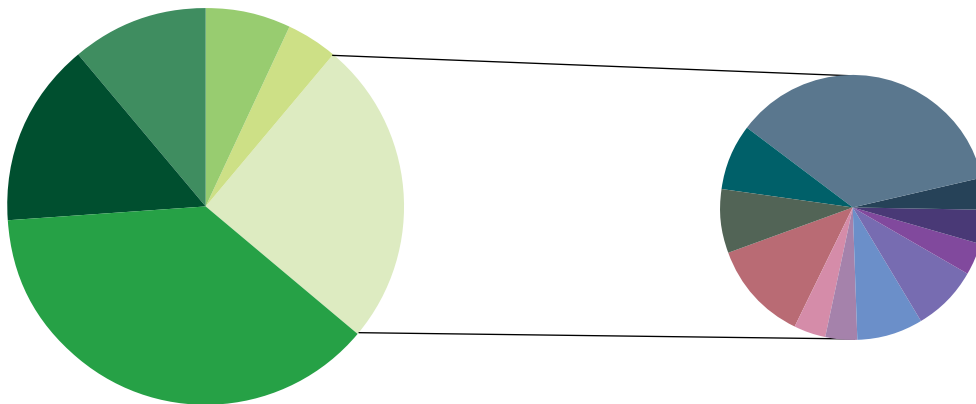
de financement à Arctic Gateway Group Limited Partnership, et des coûts accrus liés à la hausse des actifs immobilisés.

- Les dépenses du ministère des Finances ont baissé de 253 millions de dollars, soit 73,5 %, principalement en raison des programmes de financement ponctuels de l'exercice précédent, notamment le Programme d'abordabilité pour les familles et le Programme d'allègement de la taxe sur le carbone.
- Les dépenses du ministère des Relations avec les municipalités et le Nord ont baissé de 131 millions de dollars, soit 19,8 %, reflétant les programmes ponctuels de financement communautaire par subvention offerts en 2022-2023.

Le diagramme suivant illustre les dépenses du gouvernement par fonction. Les ministères situés à gauche du tableau représentent 75 % des dépenses d'exploitation totales dans le bilan du gouvernement.

## Dépenses par fonction

Pourcentage



- Santé, Aînés et Soins de longue durée : 38 %
- Éducation et Apprentissage de la petite enfance : 15 %
- Familles : 11 %
- Éducation postsecondaire et Formation : 7 %
- Justice : 4 %

- Agriculture : 2 %
- Protection du consommateur et Services gouvernementaux : 2 %
- Service de la dette : 9 %
- Développement économique, Investissement, Commerce et Ressources naturelles : 1 %
- Environnement et Changement climatique : 1 %
- Finances : 1 %
- Logement, Lutte contre les dépendances et Lutte contre l'itinérance : 2 %
- Relations avec les municipalités et le Nord : 2 %
- Sport, Culture, Patrimoine et Tourisme : 1 %
- Allègements fiscaux : 1 %
- Transport et Infrastructure : 3 %

Exercice terminé le 31 mars 2024

Les dépenses des programmes, qui représentent les dépenses totales, sauf les frais de service de la dette, ont augmenté par rapport à 2022-2023, principalement en raison de la hausse des dépenses au sein des ministères suivants : le ministère de l'Éducation postsecondaire et de la Formation, le ministère de l'Agriculture, le ministère des Familles, le ministère de la Santé, des Aînés et des Soins de longue durée et le ministère de la Justice.

En 2023-2024, le ratio des dépenses totales au PIB s'élevait à 26,3 % (2022-2023 – 25,3 %), tandis que les dépenses

des programmes par rapport au PIB s'élevaient à 23,9 % (2022-2023 – 23,0 %).

Les dépenses totales exprimées en pourcentage des recettes totales étaient de 109,0 % en 2023-2024 (2022-2023 – 98,3 %). Un ratio de dépenses supérieur à 100 % signifie que les dépenses ont dépassé les recettes, ce qui entraîne un déficit. Un ratio inférieur à 100 % indique que les recettes ont dépassé les dépenses, ce qui entraîne un excédent.

## Type de dépense

L'analyse de l'évolution des dépenses par type présente un sommaire des dépenses du gouvernement par catégorie et expose les variations des dépenses au fil des ans :

### Analyse de l'évolution des dépenses par type

	Chiffres redressés de 2019-2020	Chiffres redressés de 2020-2021	Chiffres redressés de 2021-2022	Chiffres redressés de 2022-2023	Chiffres réels de 2023-2024
(en millions de dollars)					
Services de personnel	8 241	8 759	9 041	9 215	9 865
Subventions et paiements de transfert	2 855	3 747	2 768	3 948	4 031
Transports	182	158	154	182	200
Communications	75	77	99	102	102
Fournitures et services	2 035	2 509	2 406	2 500	2 751
Aide sociale	1 728	1 631	1 982	1 722	1 868
Autres dépenses de fonctionnement	632	1 028	1 513	1 275	1 766
Service de la dette	1 875	1 827	1 804	1 963	2 156
Dépenses en capital secondaires	106	207	108	135	160
Amortissement	745	783	819	842	866
<b>Total des dépenses par type</b>	<b>18 474</b>	<b>20 726</b>	<b>20 694</b>	<b>21 885</b>	<b>23 763</b>

La répartition globale des dépenses par type était cohérente, par rapport aux résultats de 2022-2023. Ce qui suit montre les variations dans les types de dépenses par rapport au dernier exercice :

Les services de personnel, la plus grande dépense de la province, en pourcentage des dépenses totales, ont baissé à 41,5 % (2022-2023 – 42,1 %).

Les subventions et les paiements de transfert ont baissé à 17,0 % (2022-2023 – 18,0 %), l'aide sociale est demeurée constante à 7,9 % (2022-2023 – 7,9 %) et les autres dépenses d'exploitation ont augmenté à 7,4 % (2022-2023 – 5,8 %).

## Dépenses par catégorie

L'analyse des dépenses par catégorie fournit un examen secondaire de la manière dont les dépenses de la province sont classées et du secteur qui bénéficie du plus grand soutien.

### Analyse de l'évolution des dépenses par segment

	Chiffres redressés de 2019-2020	Chiffres redressés de 2020-2021	Chiffres redressés de 2021-2022	Chiffres redressés de 2022-2023	Chiffres réels de 2023-2024
(en millions de dollars)					
Santé	6 962	7 510	7 758	7 972	9 037
Emploi et développement économique	4 700	5 051	5 224	5 689	5 890
Services sociaux	2 271	2 152	2 470	2 692	3 377
Développement des collectivités et des ressources	1 724	2 140	1 936	1 884	1 869
Justice et autres dépenses	1 487	2 383	2 050	2 289	2 389
Administration générale (note A)	1 716	1 917	1 725	2 032	1 953
Rajustements (note b)	(386)	(427)	(469)	(672)	(751)
<b>Total des dépenses par catégorie</b>	<b>18 474</b>	<b>20 726</b>	<b>20 694</b>	<b>21 885</b>	<b>23 763</b>

Note a : La catégorie de l'administration générale comprend les recettes provenant de sources qui ne peuvent pas être attribuées à un secteur en particulier. Elle comprend aussi les dépenses liées aux services d'urgence et à l'aide aux sinistrés.

Note b : Des rajustements de consolidation sont nécessaires pour rendre les secteurs conformes aux méthodes comptables du gouvernement et pour éliminer les opérations entre secteurs.

Les dépenses ont augmenté de 5 289 millions de dollars, soit 28,6 %, au cours des cinq dernières années.

Au cours des cinq dernières années, la santé a représenté en moyenne 37,2 % des dépenses globales de la province, tandis que l'éducation et le développement économique ont représenté en moyenne 25,2 %, les services sociaux

12,2 %, le développement des collectivités et des ressources 9,1 % et la justice et les autres dépenses 10,0 % au cours de cette même période. Les cinq différents secteurs ont été stables, ne présentant que de très faibles fluctuations des dépenses lorsqu'on les compare d'un exercice à l'autre.

## ACTIFS FINANCIERS

L'analyse des actifs financiers renseigne les lecteurs sur le montant de ressources que le gouvernement peut convertir en liquidités au besoin pour s'acquitter de ses obligations en cours ou financer des activités futures.

### Analyse de l'évolution des actifs financiers

	Chiffres redressés de 2019-2020	Chiffres redressés de 2020-2021	Chiffres redressés de 2021-2022	Chiffres redressés de 2022-2023	Chiffres réels de 2023-2024
(en millions de dollars)					
Trésorerie et équivalents de trésorerie	2 780	3 018	3 407	2 746	4 288
Comptes débiteurs et avances	1 857	1 946	2 333	2 541	2 467
Stocks pour revente	30	25	17	15	14
À recevoir de la Régie de l'hydro-électricité du Manitoba	23 078	23 936	24 587	24 421	24 428
Instruments financiers dérivés	-	-	-	2 055	2 304
Placements de portefeuille	2 359	3 168	3 031	4 114	4 013
Prêts et avances	1 604	1 591	1 438	1 549	1 575
Actif net des entreprises publiques	3 411	3 829	3 870	4 678	4 481
Actif net des partenariats commerciaux publics	20	20	20	20	20
<b>Total des actifs financiers</b>	<b>35 139</b>	<b>37 533</b>	<b>38 703</b>	<b>42 139</b>	<b>43 590</b>

La Province a adopté depuis le 1<sup>er</sup> avril 2022 le chapitre SP 3450, Instruments financiers (IF). La norme exigeait l'inclusion des actifs dérivés dans le bilan, en plus des placements de capitaux propres du portefeuille à la juste valeur. Cette norme a été mise en œuvre prospectivement.

Les actifs financiers ont augmenté de 1 451 millions de dollars, soit 3,4 %, par rapport à 2022-2023. Ceci était principalement attribuable à une hausse de 1 542 millions de dollars, soit 56,2 %, de la trésorerie et des équivalents de trésorerie, à une baisse des comptes débiteurs de 74 millions de dollars, soit 2,9 %, à une hausse du solde des dérivés de 249 millions de dollars, à une baisse des placements de portefeuille de 101 millions de dollars, et à une baisse des actifs nets dans les entreprises publiques de 197 millions de dollars, soit 4,2 %.

## PASSIFS

Une analyse des passifs permet aux lecteurs de comprendre et d'évaluer les pressions qui s'exercent sur les actifs financiers. Les passifs sont les dettes et les obligations à assumer au moyen de la trésorerie ou d'autres actifs.

La Province a adopté depuis le 1<sup>er</sup> avril 2022 le chapitre SP 3450, Instruments financiers (IF). La norme exigeait l'inclusion des actifs dérivés dans le bilan. Cette norme a été mise en œuvre prospectivement.

Le total des passifs en 2023-2024 a augmenté de 3 587 millions de dollars, soit 5,0 %, par rapport au total des passifs en 2022-2023. La dette assumée par les contribuables a augmenté de 3 116 millions de dollars, soit 9,4 %, les créiteurs et les charges à payer ont augmenté de 892 millions de dollars, soit 11,9 %, et le passif financier des instruments dérivés a baissé de 395 millions de dollars, soit 13,7 %.

### Analyse de l'évolution des passifs

	Chiffres redressés de 2019-2020	Chiffres redressés de 2020-2021	Chiffres redressés de 2021-2022	Chiffres redressés de 2022-2023	Chiffres réels de 2023-2024
(en millions de dollars)					
Dettes assumées par les contribuables	29 272	31 339	32 398	33 098	36 214
Emprunts pour le compte de la Régie de l'hydro-électricité du Manitoba	23 078	23 936	24 587	24 421	24 398
Créiteurs, charges à payer, provisions et produit constaté d'avance	5 123	6 543	6 603	7 518	8 410
Instruments financiers dérivés	-	-	-	2 874	2 479
Obligations liées à la mise hors service des immobilisations	730	760	884	811	806
Obligation découlant des régimes de retraite	3 107	3 321	3 487	3 597	3 599
<b>Total du passif</b>	<b>61 310</b>	<b>65 899</b>	<b>67 959</b>	<b>72 319</b>	<b>75 906</b>

### Obligation découlant des régimes de retraite

Le gouvernement a adopté une approche axée sur la prudence et la diversification dans le choix de ses placements, afin de limiter les risques liés à la volatilité des marchés et ainsi protéger l'actif des régimes de retraite. La valeur de l'actif des régimes est déterminée à l'aide d'une méthode de moyenne mobile de la juste valeur. Selon cette méthode, la juste valeur est le fondement, et tout excédent (manque à gagner) relatif au rendement du capital investi supérieur (inférieur) au taux attendu à long terme est amorti sur une période de cinq ans. Lorsque l'expérience réelle diffère des estimations actuarielles,

tant en ce qui concerne les obligations au titre des prestations constituées que les actifs des régimes, la différence est amortie sur la durée résiduelle moyenne d'activité du groupe de salariés liés.

Cette méthode de comptabilité pour l'obligation au titre des prestations constituées ainsi que pour les actifs des régimes est conforme aux normes comptables canadiennes pour le secteur public et permet au gouvernement de répartir les gains et les pertes sur plusieurs années.

## DETTE NETTE ET DÉFICIT ACCUMULÉ

La dette nette est la différence entre les passifs de la province et ses actifs financiers. Elle représente la somme des passifs à financer à même les recettes et les impôts à venir. Les pertes d'exploitation, les investissements en immobilisations corporelles et les augmentations des autres actifs non financiers augmentent tous la dette nette. La dette nette diminue en fonction de l'excédent d'exploitation ou des baisses de la valeur des immobilisations corporelles nettes et d'autres actifs non financiers.

La dette nette a augmenté à 32,3 milliards de dollars en 2023-2024 (2022-2023 – 30,2 milliards de dollars).

Les principales raisons de l'augmentation de la dette nette pour 2023-2024 étaient :

- le déficit d'exploitation de 1 971 millions de dollars en 2023-2024;
- l'acquisition d'immobilisations corporelles nettes de 1 016 millions de dollars.

Ces hausses ont été compensées par des gains de réévaluation et d'autres éléments du résultat étendu de 759 millions de dollars.

La dette nette de 32 316 millions de dollars au 31 mars 2024 se chiffrait à 1 259 millions de dollars de plus que le budget.

Le déficit accumulé total a augmenté de 1 213 millions de dollars, soit 8,3 %, par rapport à 2022-2023, en raison d'un excédent d'exploitation de 1 971 millions de dollars compensé par des gains de réévaluation accumulés de 759 millions de dollars.

### Analyse de l'évolution de la dette nette et du déficit accumulé

	Chiffres redressés de 2019-2020	Chiffres redressés de 2020-2021	Chiffres redressés de 2021-2022	Chiffres redressés de 2022-2023	Chiffres réels de 2023-2024
(en millions de dollars)					
Actifs financiers	35 139	37 533	38 703	42 139	43 590
Moins : Passifs	(61 310)	(65 899)	(67 959)	(72 319)	(75 906)
Total de la dette nette	(26 171)	(28 366)	(29 256)	(30 180)	(32 316)
Actifs non financiers	14 197	14 791	15 193	15 546	16 469
Total du déficit accumulé	(11 974)	(13 575)	(14 063)	(14 634)	(15 847)

### ACTIFS NON FINANCIERS, Y COMPRIS LES IMMOBILISATIONS CORPORELLES

Une analyse des actifs non financiers permet aux lecteurs d'apprécier l'évolution des infrastructures et des actifs non financiers à long terme du gouvernement.

### Analyse de l'évolution des actifs non financiers

	Chiffres redressés de 2019-2020	Chiffres redressés de 2020-2021	Chiffres redressés de 2021-2022	Chiffres redressés de 2022-2023	Chiffres réels de 2023-2024
(en millions de dollars)					
Immobilisations corporelles	14 041	14 520	14 764	15 167	16 182
Charges payées d'avance	77	81	87	97	107
Stocks	79	190	342	282	180
Total des actifs non financiers	14 197	14 791	15 193	15 546	16 469



Les actifs non financiers représentent généralement des ressources qu'un gouvernement peut utiliser à l'avenir pour fournir des services au moyen d'immobilisations corporelles. La gestion des actifs non financiers a des répercussions directes sur le niveau et la qualité des services qu'un gouvernement peut fournir à sa population.

En date du 31 mars 2024, le solde des actifs non financiers de la province dépassait de 923 millions de dollars, soit 5,9 %, le solde de 2022-2023. La majorité des actifs non financiers du gouvernement sont des immobilisations corporelles. La valeur comptable nette des immobilisations

corporelles a augmenté de 1 016 millions de dollars par rapport au solde de 2022-2023.

Les acquisitions d'immobilisations corporelles totalisaient 1 939 millions de dollars en 2023-2024 (2022-2023 – 1 371 millions de dollars). Ces ajouts comprennent des investissements dans des installations de santé et d'éducation et d'autres infrastructures terrestres, comme des routes, des ponts, des ouvrages de régularisation des eaux et des parcs.

Une analyse des immobilisations corporelles aide les lecteurs à connaître la capacité du gouvernement de fournir des services au cours de périodes à venir.

### Analyse de l'évolution des immobilisations corporelles

	Chiffres redressés de 2019-2020	Chiffres redressés de 2020-2021	Chiffres redressés de 2021-2022	Chiffres redressés de 2022-2023	Chiffres réels de 2023-2024
(en millions de dollars)					
Bien-fonds	330	305	319	324	370
Immeubles et améliorations locatives	6 317	6 674	6 790	6 609	6 760
Véhicules et équipement	748	739	711	715	740
Matériel informatique et logiciels	359	318	322	443	385
Actifs en construction	709	766	727	927	1 502
Infrastructure	5 578	5 718	5 895	6 149	6 424
<b>Total des immobilisations corporelles</b>	<b>14 041</b>	<b>14 520</b>	<b>14 764</b>	<b>15 167</b>	<b>16 182</b>

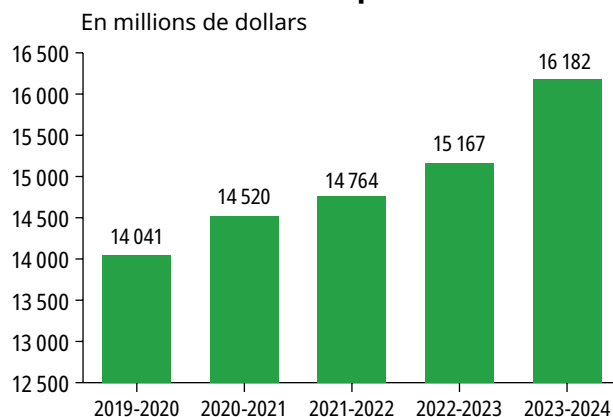
Le gouvernement comptabilise à l'actif le coût brut de ses immobilisations corporelles. Les sommes liées aux projets d'immobilisation et récupérées d'autres administrations sont inscrites comme des recettes au cours de l'exercice où les immobilisations sont achetées ou construites. Les terres de la Couronne transférées à la Province ne sont pas comptabilisées dans les états financiers comme des immobilisations corporelles.

Le coût total des immobilisations corporelles a augmenté de façon constante, passant de 24,7 milliards de dollars en 2019-2020 à 30 milliards de dollars en 2023-2024 (y compris une reconnaissance ponctuelle des obligations liées à la mise hors service d'immobilisations pendant l'exercice 2022-2023), ce qui montre que la Province dispose de plus d'actifs pour la prestation de services au cours des périodes à venir.

De même, la valeur comptable nette des immobilisations corporelles, qui correspond à la valeur restante des actifs

figurant dans le bilan, est passée de 14 milliards de dollars en 2019-2020 à 16,2 milliards de dollars en 2023-2024 (2022-2023 – 15,2 milliards de dollars). Le tableau suivant illustre la valeur comptable nette totale de toutes les immobilisations corporelles de 2019-2020 à 2023-2024.

### Valeur comptable nette des immobilisations corporelles



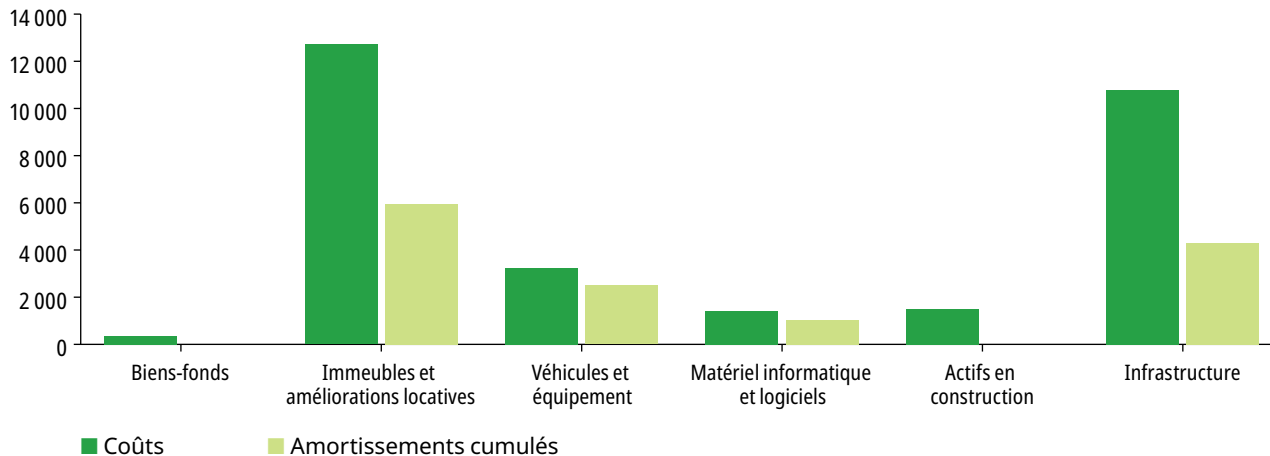
Exercice terminé le 31 mars 2024

La catégorie Infrastructure comprend les routes, les ouvrages de régularisation des eaux et les parcs.

Le tableau suivant illustre les immobilisations corporelles par catégorie et les amortissements cumulés connexes au 31 mars 2024.

### Immobilisations corporelles

En millions de dollars



Exercice terminé le 31 mars 2024

# Summary Financial Statements

---

For the year ended March 31, 2024

---

## **SUMMARY FINANCIAL STATEMENTS**

### **TABLE OF CONTENTS**

<b>Statement of Responsibility</b>	51
<b>Auditor's Report</b>	53
<b>Consolidated Statement of Financial Position</b>	61
<b>Consolidated Statement of Operations</b>	62
<b>Consolidated Statement of Accumulated Operating Deficit</b>	64
<b>Consolidated Statement of Remeasurement Gains and Losses</b>	65
<b>Consolidated Statement of Change in Net Debt</b>	66
<b>Consolidated Statement of Cash Flow</b>	67
<b>Notes to the Summary Financial Statements</b>	68
Schedule 1—Consolidated Statement of Amounts Receivable	108
Schedule 2—Consolidated Statement of Loans and Advances	109
Schedule 3—Government Business Enterprises Schedule of Consolidated Operating Results and Financial Position	110
Schedule 4—Consolidated Statement of Public Debt	111
Schedule 5—Consolidated Statement of Accounts Payable, Accrued Charges, Provisions and Unearned Revenue	112
Schedule 6—Consolidated Statement of Pension Liability	113
Schedule 7—Consolidated Statement of Tangible Capital Assets	115
Schedule 8—Government Organizations, Components and Business Enterprises Comprising the Government Reporting Entity	116
Schedule 9—Consolidated Statement of Operations By Sector	118
Schedule 10—Restated Budget	120

# STATEMENT OF RESPONSIBILITY



Treasury Board Secretariat  
Office of the Provincial Comptroller  
[www.manitoba.ca](http://www.manitoba.ca)

## STATEMENT OF RESPONSIBILITY

The summary financial statements are prepared under the direction of the Minister of Finance in accordance with the stated accounting policies of the Government reporting entity and include summary statements of financial position, operations, accumulated deficit, remeasurement gains and losses, change in net debt, cash flow, notes and schedules integral to the statements. Together, they present fairly, in all material respects, the financial position of the Government as at March 31, 2024, and the results of its operations, its remeasurement gains and losses, the changes in its net debt, and its cash flows for the year then ended in accordance with Canadian public sector accounting standards.

The Government is responsible for the integrity and objectivity of the summary financial statements. In the preparation of these statements, estimates are sometimes necessary because a precise determination of certain assets, liabilities, revenues and expenses is dependent on future events. The Government believes such estimates have been based on careful judgements and have been properly reflected in the summary financial statements.

The Government fulfills its accounting and reporting responsibilities, through the Office of the Provincial Comptroller, by maintaining systems of financial management and internal control. The systems are continually enhanced and modified to provide timely and accurate information, to safeguard and control the Government's assets, and to ensure all transactions are in accordance with The Financial Administration Act.

The Auditor General expresses an independent opinion on these financial statements. The report, stating the scope of the Auditor General's audit and opinion, appears on the following page.

These financial statements are tabled in the Legislature. They are referred to the Standing Committee on Public Accounts, which reports to the Legislature on the results of its examination together with any recommendations it may have with respect to the financial statements and accompanying audit opinion.

On behalf of the Government of the Province of Manitoba approved by:

Original signed by

Brenda Y. Feng, CPA, CGA  
Provincial Comptroller

September 25, 2024





## INDEPENDENT AUDITOR'S REPORT

To the Legislative Assembly of the Province of Manitoba

### ***Qualified Opinion***

We have audited the consolidated financial statements of the Province of Manitoba (the Province), which comprise the consolidated statement of financial position as at March 31, 2024, and the consolidated statement of operations, consolidated statement of accumulated operating deficit, consolidated statement of remeasurement gains and losses, consolidated statement of changes in net debt, and consolidated statement of cash flow for the year then ended, and notes to the consolidated financial statements, including a summary of significant accounting policies (the Summary Financial Statements).

In our opinion, except for the possible effects of the matters described in the *Basis for Qualified Opinion* section of our auditor's report, the accompanying consolidated Summary Financial Statements present fairly, in all material respects, the consolidated financial position of the Province as at March 31, 2024, and the consolidated results of its operations, consolidated statement of accumulated operating deficit, consolidated remeasurement gains and losses, consolidated changes in its net debt, and consolidated cash flows for the year then ended in accordance with Canadian public sector accounting standards (PSAS).

### ***Basis for Qualified Opinion***

We conducted our audit in accordance with Canadian generally accepted auditing standards. Our responsibilities under those standards are further described in the *Auditor's Responsibilities for the Audit of the Summary Financial Statements* section of our report. We are independent of the Province in accordance with the ethical requirements in Canada that are relevant to our audit of the Summary Financial Statements, and we have fulfilled our other ethical responsibilities in accordance with these requirements. We believe that the audit evidence we have obtained is sufficient and appropriate to provide a basis for our qualified opinion.

### ***Insufficient support available for contractual obligations***

Under Canadian PSAS, contractual obligations that commit the Province to make certain expenditures, for a considerable period into the future, are required to be disclosed to provide an understanding of the nature and extent to which the province's resources are already committed to meet its future obligations.

Information on the Province's contractual obligations is included in Note 9 of the Summary Financial Statements. We were unable to obtain sufficient appropriate audit evidence regarding contractual obligations as at March 31, 2024 as the Province was unable to provide support to allow us to verify the accuracy and completeness of the information included in Note 9. Consequently, we were



unable to determine whether or not the information in Note 9 represents a departure from Canadian PSAS.

*Insufficient support available for contractual rights*

Under Canadian PSAS, rights to economic resources arising from contracts or agreements that will result in both an asset and revenue to the Province in the future are required to be disclosed to provide an understanding of the resources that will be available to the Province to meet its future obligations or to finance future operations.

Information on the Province's contractual rights is included in Note 19 of the Summary Financial Statements. We were unable to obtain sufficient appropriate audit evidence regarding contractual rights as at March 31, 2024 as the Province was unable to provide support to allow us to verify the accuracy and completeness of the information included in Note 19. Consequently, we were unable to determine whether or not the information in Note 19 represents a departure from Canadian PSAS.

**Key Audit Matters**

Key Audit Matters are those matters that, in our professional judgment, were of most significance in our audit of the Summary Financial Statements of the current period. These matters were addressed in the context of our audit of the Summary Financial Statements as a whole, and in forming our auditor's opinion thereon, and we do not provide a separate opinion on these matters.

In addition to the matters described in the Basis for Qualified Opinion section, we have determined the matters described below to be the key audit matters to be communicated in our auditor's report.





## Key audit matters

### Corporate and personal income tax revenues

#### **Overview**

Corporate and personal income tax are major sources of revenues for the Province, at \$900 million and \$4.46 billion respectively for the year. The Province considers economic forecasts and modelling for provincial tax revenue generated between January and March 2024, and generates an estimate based on revenue earned from April to December of the previous year based on Canada Revenue Agency tax assessment information.

#### **Related financial statement disclosures**

Note 1 - Significant Accounting Policies;  
Schedule 1 - Consolidated Statement of Amounts Receivable

#### **Why this is a key audit matter.**

Corporate and personal income tax revenues are estimates involving significant management judgement and estimation uncertainty.

Income Tax revenue in a fiscal year is derived from management's estimates of tax for 2 separate calendar years. For the year ended March 31, 2024, the Province recorded 9 months of revenue for the 2023 calendar year and 3 months of revenue for the 2024 calendar year. The Canada Revenue Agency will not finalize its assessments for either of these years until after the financial statements for the year ended March 31, 2024 have been issued. Uncertainty exists due to differences that may arise in final tax assessments and initial economic estimates.

### How the matter was addressed during the audit:

- We obtained an understanding of the systems and controls over the process of recording and estimating both tax revenues.
- We engaged an independent economist to assist us in our review of the Province's economic forecast model for its reasonability and completeness, including management's use of key assumptions.
- We reviewed the Province's retrospective review comparing previous actual results to managements estimates using the current model.
- We tested the accuracy of management's calculations supporting the estimate.
- We reviewed the Province's accounting adjustments made to the economic forecasts.



## Key audit matters

### ***Asset Retirement Obligations***

#### ***Overview***

In the 2023 fiscal year, the Province was required to adopt the accounting standard PS 3280 Asset Retirement Obligations. We qualified our opinion in 2023 on the basis that the Province had not provided sufficient appropriate audit evidence regarding the completeness and valuation of the amounts recorded and the disclosures required. During the 2024 fiscal year, the Province prepared a supported estimate. At March 31, 2024 the Province recorded \$806 million in asset retirement obligations and restated March 31, 2023 asset retirement obligation to \$811 million.

#### ***Related disclosures are***

Note 1 - Significant Accounting Policies;

Note 2 –Adoption of New Accounting Standards and Changes to the Accumulated Deficit;

Note 13 – Asset Retirement Obligations

Schedule 7 – Consolidated Statement of Tangible Capital Assets

#### ***Why this is a key audit matter.***

The asset retirement obligations are complex estimated liabilities that require significant judgements. It includes identifying legal requirements and assumptions used in the estimation of the costs to complete the work at a point in the future.

### **How the matter was addressed during the audit:**

- We obtained an understanding of systems and internal controls over the process of recording asset retirement obligations.
- We obtained an understanding of the Province's methodology and assumptions used.
- We examined the Province's underlying support for all assumptions used in the estimation.
- We reviewed the Province's identification of asset retirement obligations for both the 2023 and 2024 years.
- We reviewed changes to the assumptions made in 2024.
- We reviewed all financial related disclosures for accuracy and completeness.



## Key audit matters

### **Financial Instruments**

#### **Overview**

Financial Instruments standards PS 3450, Portfolio Investments PS 3041 and Foreign Currency Translation PS 2601 are designed to provide the users of the financial statements information on how instruments were measured, and the extent the Province is exposed to financial risks.

Significant items on the statements and disclosures are as follows:

- Derivatives Financial Instruments are recorded at fair value in the consolidated statement of financial position. At March 31, 2024, the Province recorded a \$2.3 billion derivative asset, and a \$2.5 billion liability
- \$149 million portfolio Investments in equity as disclosed in note 3 are recorded at fair value at March 31, 2024.
- Unrealized gains and losses on foreign exchange, derivatives and portfolio investments are recorded in the consolidated statement of remeasurement gains and losses. The accumulated remeasurement losses at March 31, 2024 were \$521 million.

#### **Related disclosures are**

Note 1 - Significant Accounting Policies;  
Note 3 – Financial Instrument Classification;  
Note 4 - Portfolio Investments;  
Note 12 - Risk Management and the Use of Derivative Financial Instruments;  
Schedule 4 - Consolidated Statement of Public Debt

#### **Why this is a key audit matter.**

- Financial Instruments and related standards have a significant impact on the consolidated financial statements. The measurement uncertainty involved in the determination of the fair value of derivatives is complex and requires management's judgement. There are also key disclosures related which include investments and risk disclosures associated with the Province's use of these instruments.

### **How the matter was addressed during the audit:**

- We obtained an understanding of systems and internal controls over the process of recording and the valuation of derivatives.
- We reviewed any changes in the valuation model to assess the appropriateness of the Province's model in estimating the fair value of derivatives.
- We examined the Province's underlying data for its estimate of fair value of derivatives. We tested the completeness of derivatives recorded in the Province's financial statements
- We reviewed the Province's identification of other contract types to ensure any material embedded derivatives identified were accurate and recorded.
- We tested management's calculations of gains and losses recorded on the consolidated statement of remeasurement gains and losses for accuracy and completeness.
- We reviewed all financial instruments-related disclosures for accuracy and completeness.

## **Other Information**

The Province is responsible for the other information. The other information comprises the Province of Manitoba Annual Report and Public Accounts (the Annual Report) but does not include the Summary Financial Statements and our auditor's report thereon. The Annual Report is expected to be made available to us after the date of this auditor's report.

Our qualified opinion on the Summary Financial Statements does not cover the other information and we will not express any form of assurance conclusion thereon.

In connection with our audit of the Summary Financial Statements, our responsibility is to read the other information identified above when it becomes available and, in doing so, consider whether the other information is materially inconsistent with the Summary Financial Statements or our knowledge obtained in the audit, or otherwise appears to be materially misstated.

When we read the Annual Report, if we conclude that there is a material misstatement therein, we are required to communicate the matter to those charged with governance. As described in the *Basis for Qualified Opinion* section above, we were unable to obtain sufficient appropriate evidence about the disclosures for contractual obligations and contractual rights as at March 31, 2024. Accordingly, we will be unable to conclude whether or not the other information is materially misstated with respect to this matter.

### ***Responsibilities of Management and Those Charged with Governance for the Summary Financial Statements***

Management is responsible for the preparation and fair presentation of the Summary Financial Statements in accordance with PSAS, and for such internal control as management determines is necessary to enable the preparation of Summary Financial Statements that are free from material misstatement, whether due to fraud or error.

In preparing the Summary Financial Statements, management is responsible for assessing the Province's ability to continue as a going concern, meaning that the Province will continue in operation, and will be able to realize assets and discharge liabilities and meet its statutory obligations in the normal course of operations for the foreseeable future.

Those charged with governance are responsible for overseeing the Province's financial reporting process. With respect to the Province, those charged with governance refers to the Minister of Finance.

### ***Auditor's Responsibilities for the Audit of the Summary Financial Statements***

Our objectives are to obtain reasonable assurance about whether the Summary Financial Statements as a whole are free from material misstatement, whether due to fraud or error, and to issue an auditor's report that includes our opinion. Reasonable assurance is a high level of assurance but is not a guarantee that an audit conducted in accordance with Canadian generally



accepted auditing standards will always detect a material misstatement when it exists. Misstatements can arise from fraud or error and are considered material if, individually or in the aggregate, they could reasonably be expected to influence the economic decisions of users taken on the basis of these Summary Financial Statements.

As part of an audit in accordance with Canadian generally accepted auditing standards, we exercise professional judgment and maintain professional skepticism throughout the audit. We also:

- Identify and assess the risks of material misstatement of the Summary Financial Statements, whether due to fraud or error, design and perform audit procedures responsive to those risks, and obtain audit evidence that is sufficient and appropriate to provide a basis for our opinion. The risk of not detecting a material misstatement resulting from fraud is higher than for one resulting from error, as fraud may involve collusion, forgery, intentional omissions, misrepresentations, or the override of internal control.
- Obtain an understanding of internal control relevant to the audit in order to design audit procedures that are appropriate in the circumstances, but not for the purpose of expressing an opinion on the effectiveness of the Province's internal control.
- Evaluate the appropriateness of accounting policies used and the reasonableness of accounting estimates and related disclosures made by management.
- Conclude on the appropriateness of management's use of the going concern basis of accounting and, based on the audit evidence obtained, whether a material uncertainty exists related to events or conditions that may cast significant doubt on the Province's ability to continue as a going concern. If we conclude that a material uncertainty exists, we are required to draw attention in our auditor's report to the related disclosures in the Summary Financial Statements or, if such disclosures are inadequate, to modify our opinion. Our conclusions are based on the audit evidence obtained up to the date of our auditor's report. However, future events or conditions may cause the Province to cease to continue as a going concern.
- Evaluate the overall presentation, structure and content of the Summary Financial Statements, including the disclosures, and whether the Summary Financial Statements represent the underlying transactions and events in a manner that achieves fair presentation.
- Obtain sufficient appropriate audit evidence regarding the financial information of the entities or business activities within the Province to express an opinion on the Summary Financial Statements. We are responsible for the direction, supervision and performance of the group audit. We remain solely responsible for our audit opinion.



We communicate with those charged with governance regarding, among other matters, the planned scope and timing of the audit and significant audit findings, including any significant deficiencies in internal control that we identify during our audit.

We also provide those charged with governance with a statement that we have complied with relevant ethical requirements regarding independence, and to communicate with them all relationships and other matters that may reasonably be thought to bear on our independence, and where applicable, related safeguards.

From the matters communicated with those charged with governance, we determine those matters that were of most significance in the audit of the Summary Financial Statements of the current period and are therefore the key audit matters. We describe these matters in our auditor's report unless law or regulation precludes public disclosure about the matter or when, in extremely rare circumstances, we determine that a matter should not be communicated in our auditor's report because the adverse consequences of doing so would reasonably be expected to outweigh the public interest benefits of such communication.

*Original signed by*

Winnipeg, Manitoba  
September 25, 2024

Tyson Shtykalo, FCPA, FCA  
Auditor General

# SUMMARY FINANCIAL STATEMENTS

## CONSOLIDATED STATEMENT OF FINANCIAL POSITION

As at March 31, 2024

SCHEDULE	(\$ millions)		
	2024 Actual	2023 Restated	
<b>FINANCIAL ASSETS</b>			
	Cash and cash equivalents.....	4,288	2,746
1	Amounts receivable.....	2,467	2,541
	Inventories for resale.....	14	15
2	Due from Manitoba Hydro-Electric Board (Note 14).....	24,428	24,421
	Derivative financial instruments (Note 3).....	2,304	2,055
	Portfolio investments (Note 4).....	4,013	4,114
2	Loans and advances.....	1,575	1,549
3	Equity in government business enterprises (Note 5).....	4,481	4,678
	Equity in government business partnerships (Note 6).....	20	20
	<b>Total Financial Assets</b>	<b>43,590</b>	<b>42,139</b>
<b>LIABILITIES</b>			
4	Taxpayer-supported debt.....	36,214	33,098
4	Borrowings on behalf of Manitoba Hydro-Electric Board.....	24,398	24,421
5	Accounts payable, accrued charges, provisions and unearned revenue.....	8,410	7,518
	Derivative financial instruments (Note 3).....	2,479	2,874
	Asset retirement obligations (Note 13).....	806	811
6	Pension liability (Note 7).....	3,599	3,597
	<b>Total Liabilities</b>	<b>75,906</b>	<b>72,319</b>
	<b>NET DEBT</b>	<b>(32,316)</b>	<b>(30,180)</b>
<b>NON-FINANCIAL ASSETS</b>			
	Inventories held for use.....	180	282
	Prepaid expenses.....	107	97
7	Tangible capital assets.....	16,182	15,167
	<b>Total Non-Financial Assets</b>	<b>16,469</b>	<b>15,546</b>
	<b>ACCUMULATED DEFICIT</b>	<b>(15,847)</b>	<b>(14,634)</b>
Accumulated deficit is comprised of:			
	Accumulated deficit - operating.....	(15,326)	(13,361)
	Accumulated remeasurement losses.....	(521)	(1,273)
		<b>(15,847)</b>	<b>(14,634)</b>

The accompanying notes and schedules are an integral part of these financial statements.

# SUMMARY FINANCIAL STATEMENTS

## CONSOLIDATED STATEMENT OF OPERATIONS

For the Year Ended March 31, 2024

	(\$ millions)		
	2024 Budget Restated <sup>1</sup>	2024 Actual	2023 Restated
<b>REVENUE</b>			
Income taxes:			
Corporation income tax.....	886	900	1,238
Individual income tax.....	4,646	4,469	4,556
Other taxes:			
Corporations taxes.....	398	381	416
Fuel taxes.....	342	238	323
Land transfer tax.....	134	127	136
Levy for health and education.....	439	431	415
Retail sales tax.....	2,602	2,703	2,597
Tobacco tax.....	150	123	146
Other taxes.....	14	15	19
Education property taxes.....	693	698	733
Fees and other revenue:			
Fines and costs and other legal.....	49	63	47
Minerals and petroleum.....	34	21	25
Automobile and motor carrier licences and fees.....	169	256	178
Parks: Forestry and other conservation.....	39	44	35
Water power rentals.....	65	51	71
Service fees and other miscellaneous charges.....	1,713	1,790	1,710
Tuition fees.....	474	465	446
Federal transfers:			
Equalization.....	3,510	3,510	2,933
Canada Health Transfers.....	1,853	1,871	1,646
Canada Social Transfers.....	591	597	581
Canada COVID-19 Transfers.....	-	-	182
Shared cost and other transfers.....	1,345	1,182	1,128
Net income from government business enterprises (Schedule 3).....	1,181	464	1,507
Recovery from government business enterprises and other investment earni	1,250	1,393	1,190
Contingency.....	(200)	-	-
<b>Total Revenue (Schedule 9).....</b>	<b>22,377</b>	<b>21,792</b>	<b>22,258</b>



# SUMMARY FINANCIAL STATEMENTS

## CONSOLIDATED STATEMENT OF OPERATIONS (cont'd)

For the Year Ended March 31, 2024

	(\$ millions)		
	2024	2024	2023
	Budget	Actual	Restated
	Restated		
<b>Total Revenue carried forward</b> .....	<u>22,377</u>	<u>21,792</u>	<u>22,258</u>
<b>EXPENSES</b>			
Legislative Assembly.....	75	75	58
Executive Council.....	9	9	7
Advanced Education and Training.....	1,850	1,736	1,563
Agriculture.....	631	482	408
Consumer Protection and Government Services.....	646	541	528
Economic Development, Investment, Trade and Natural Resources.....	342	345	347
Education and Early Childhood Learning.....	3,683	3,646	3,641
Environment and Climate Change.....	202	176	167
Families.....	2,060	2,512	1,910
Finance.....	95	91	344
Health, Seniors and Long-Term Care.....	7,961	8,919	7,877
Housing, Addictions and Homelessness.....	394	390	414
Indigenous Economic Development.....	10	9	10
Justice.....	856	1,019	759
Labour and Immigration.....	33	32	27
Municipal and Northern Relations.....	525	529	660
Public Service Commission.....	40	39	40
Sport, Culture, Heritage and Tourism.....	163	162	157
Transportation and Infrastructure.....	630	625	591
Enabling Appropriations.....	134	33	27
Emergency Expenditures.....	100	29	266
Tax Credits.....	150	208	121
Debt Servicing.....	2,151	2,156	1,963
<b>Total Expenses (Schedule 9)</b> .....	<u>22,740</u>	<u>23,763</u>	<u>21,885</u>
<b>OPERATING SURPLUS (DEFICIT) FOR THE YEAR</b>	<u>(363)</u>	<u>(1,971)</u>	<u>373</u>

Note 1: The restated amounts are taken from Budget 2023 as presented to the Legislative Assembly on March 7, 2023 and restated for comparability to the current year results. Please refer to Schedule 10 and Note 20 for further details.

The accompanying notes and schedules are an integral part of these financial statements.

# SUMMARY FINANCIAL STATEMENTS

## CONSOLIDATED STATEMENT OF ACCUMULATED OPERATING DEFICIT

For the Year Ended March 31, 2024

	(\$ millions)	
	2024	2023
	Actual	Restated
Opening operating accumulated deficit, as previously reported.....	(13,511)	(14,044)
Correction of an error NRHA (Note 2).....	(5)	(5)
Asset retirement obligations .....	(52)	(55)
Government Business Enterprises - IFRS 17 (Note 2).....	137	107
Government Business Enterprises - IFRS 9 (Note 2).....	70	-
Opening operating accumulated deficit, as restated.....	(13,361)	(13,997)
Operating surplus (deficit) for the year.....	(1,971)	373
Transfer of other comprehensive income.....	-	263
Transfer to statement of rereasurement gains/(losses).....	6	-
Ending operating accumulated deficit.....	<u>(15,326)</u>	<u>(13,361)</u>

The accompanying notes and schedules are an integral part of these financial statements.

# SUMMARY FINANCIAL STATEMENTS

## CONSOLIDATED STATEMENT OF REMEASUREMENT GAINS AND LOSSES

For the year ended March 31, 2024

	(\$ millions)	
	2024	2023
	Actual	Restated
<b>Accumulated remeasurement gains/(losses), beginning of year, before other comprehensive income</b>	<b>(982)</b>	<b>(436)</b>
<b>Unrealized gains/(losses) Attributable to:</b>		
Foreign Exchange.....	1	(540)
Derivatives.....	688	(7)
Portfolio Investments:		
Quoted in an active market.....	55	-
<b>Total unrealized gains/(losses)</b>	<b>744</b>	<b>(547)</b>
<b>Reclassified to Consolidated Statement of Operations:</b>		
Foreign exchange.....	(34)	(6)
Derivatives.....	37	7
Portfolio Investments:		
Quoted in an active market.....	(66)	-
<b>Total reclassified to the statement of operations</b>	<b>(63)</b>	<b>1</b>
<b>Accumulated remeasurement gains/(losses), end of year, before other comprehensive income.....</b>	<b>(301)</b>	<b>(982)</b>
<b>Accumulated other comprehensive income/(loss), beginning of the year.....</b>	<b>(291)</b>	<b>(264)</b>
Other comprehensive income/(loss) (Schedule 3).....	71	(27)
<b>Accumulated other comprehensive income/(loss).....</b>	<b>(220)</b>	<b>(291)</b>
<b>Accumulated remeasurement gains/(losses), end of year.....</b>	<b>(521)</b>	<b>(1,273)</b>

# SUMMARY FINANCIAL STATEMENTS

## CONSOLIDATED STATEMENT OF CHANGE IN NET DEBT

For the Year Ended March 31, 2024

	(\$ millions)		
	<b>2024 Budget Restated</b>	<b>2024 Actual</b>	<b>2023 Restated</b>
Operating surplus (deficit) for the year.....	<u>(363)</u>	<u>(1,971)</u>	<u>373</u>
Tangible capital assets (Schedule 7)			
Acquisition of tangible capital assets.....	(2,120)	(1,939)	(1,371)
Amortization of tangible capital assets.....	841	866	842
Disposal of tangible capital assets.....	<u>-</u>	<u>57</u>	<u>85</u>
Net acquisition of tangible capital assets.....	<u>(1,279)</u>	<u>(1,016)</u>	<u>(444)</u>
Other Non-Financial Assets			
Decrease (Increase) in inventories.....	-	102	60
Decrease (Increase) in prepaid expenses.....	<u>-</u>	<u>(10)</u>	<u>(10)</u>
Net acquisition of other non-financial assets.....	<u>-</u>	<u>92</u>	<u>50</u>
(Increase) in net debt excluding net remeasurement gains/(losses) .....	<u>(1,642)</u>	<u>(2,895)</u>	<u>(21)</u>
Net remeasurement gains/(losses) and other comprehensive income.....	<u>-</u>	<u>759</u>	<u>(940)</u>
(Increase) in net debt.....	<u>(1,642)</u>	<u>(2,136)</u>	<u>(961)</u>
Net Debt, beginning of year, as previously reported.....	<u>(29,415)</u>	<u>(30,263)</u>	<u>(29,198)</u>
Government Business Enterprises (Note 2).....		137	38
Asset retirement obligations restatement (Note 2).....	<u>-</u>	<u>(54)</u>	<u>(59)</u>
Net Debt, beginning of year, as restated.....	<u>(29,415)</u>	<u>(30,180)</u>	<u>(29,219)</u>
Net Debt, end of year.....	<u><u>(31,057)</u></u>	<u><u>(32,316)</u></u>	<u><u>(30,180)</u></u>

The accompanying notes and schedules are an integral part of these financial statements.

# SUMMARY FINANCIAL STATEMENTS

## CONSOLIDATED STATEMENT OF CASH FLOW

For the Year Ended March 31, 2024

	(\$ millions)	
	2024	2023
	Actual	Restated
Cash and cash equivalents provided by (used in)		
<b>Operating Activities</b>		
Operating surplus (deficit) for the year.....	(1,971)	373
Changes in non-cash items:		
Amortization of tangible capital assets.....	866	842
Amortization of debt premium.....	(136)	(30)
Loss on disposal of tangible capital assets.....	57	85
Unamortized losses on derivative contracts.....	(24)	(110)
Valuation allowance.....	80	69
Amounts receivable.....	56	(277)
Inventories.....	102	60
Prepays.....	(10)	(10)
Changes in equity in government business enterprises and government business partnerships.....	197	(739)
Accounts payable, accrued charges, provisions and unearned revenue.....	892	915
Asset retirement obligations.....	(5)	(31)
Derivative financial instruments.....	(644)	819
Pension liability.....	2	110
Other.....	760	(780)
Cash provided by operating activities	<u>222</u>	<u>1,296</u>
<b>Capital Activities</b>		
Acquisition of tangible capital assets.....	(1,939)	(1,371)
Cash used in capital activities	<u>(1,939)</u>	<u>(1,371)</u>
<b>Investing Activities</b>		
Investments purchased.....	(2,215)	(3,691)
Investments sold or matured.....	2,974	2,105
Cash used in investing activities	<u>759</u>	<u>(1,586)</u>
<b>Financing Activities</b>		
Debt issued.....	5,868	4,191
Debt redeemed.....	(3,368)	(3,191)
Cash provided by financing activities	<u>2,500</u>	<u>1,000</u>
Increase in cash and cash equivalents	1,542	(661)
Cash and cash equivalents, beginning of year.....	2,746	3,407
Cash and cash equivalents, end of year.....	<u>4,288</u>	<u>2,746</u>
<b>Supplementary information:</b>		
Interest received.....	1,381	1,149
Interest paid.....	2,284	2,045

The accompanying notes and schedules are an integral part of these financial statements.

# NOTES TO THE SUMMARY FINANCIAL STATEMENTS

For the Year Ended March 31, 2024

## 1. SIGNIFICANT ACCOUNTING POLICIES

### A. GENERAL BASIS OF ACCOUNTING

The summary financial statements have been prepared by the Manitoba government (Government) in accordance with Canadian public sector accounting standards (PSAS) for governments recommended by the Public Sector Accounting Board (PSAB).

### B. THE GOVERNMENT REPORTING ENTITY

These financial statements report the activities of the Consolidated Funds as defined in the Financial Administration Act combined with the organizations that are controlled by the Government.

Various government components, government organizations (GOs), government business enterprises (GBEs), partnerships, and business partnerships (BPs) comprising the Government Reporting Entity (GRE) are listed in Schedule 8 to the summary financial statements.

To be considered a part of the GRE, an organization must be controlled by the Government or under the shared control of the Government. Control, as defined by PSAB, is the power to govern the financial and operating policies of another organization with expected benefits or the risk of loss to the Government from the other organization's activities.

The not-for-profit personal care homes are individual corporations operated by their own boards of directors. The personal care homes are included in the GRE. The nature of the relationship between the province and not-for-profit personal care homes is such that control over their assets has been determined to exist for accounting purposes only and not for legal purposes.

### C. BASIS OF CONSOLIDATION

GOs, except for GBEs and BPs, are consolidated after adjusting their accounting policies to a basis consistent with the accounting policies of the GRE, as outlined in note 1.E. of the significant accounting policies. Inter-entity accounts and transactions are eliminated upon consolidation, except for retail sales tax. Where the fiscal year end dates of the GOs are different from those of the GRE, and their transactions significantly affect the financial statements, their financial results are updated to March 31.

GBEs, whose principal activity is carrying on a business, maintain their accounts in accordance with International Financial Reporting Standards (IFRS), which are considered appropriate to their individual objectives and circumstances. They derive most of their revenue from sources outside the GRE. They are reported in these summary financial statements using the modified equity method of accounting. Under the modified equity method, the original investment of the Government, in GBEs, is initially recorded at cost and adjusted annually to include the net income or losses and other net equity changes of these enterprises, without adjusting their accounting policies to a basis consistent with that of the GRE.

The financial results of GBEs are not updated to March 31, where their fiscal year end is different from that of the GRE, except when transactions, which would significantly affect the summary financial statements, occur during the intervening period. Inter-entity accounts and transactions with GBEs are not eliminated. Supplementary financial information describing the financial position and results of operations of these enterprises is presented in Schedule 3 to the summary financial statements.

## 1. Significant Accounting Policies (continued)

The characteristics of a BP are like a GBE except the organization is a partnership under shared control, rather than a government organization under the control of the province. BPs are accounted for in the summary financial statements using the modified equity method. The province accrues its share of the BP's net income or losses, and other net equity changes, without adjusting the BP's accounting policies to a basis consistent with that of the GRE. The province's share of the assets, liabilities, and results of operations for its BP are presented in Note 6 to the summary financial statements.

### D. MEASUREMENT UNCERTAINTY

Estimates are used to accrue revenues and expenses in circumstances where the actual accrued revenues and expenses are unknown at the time the financial statements are prepared. Uncertainty in the determination of the amount at which an item is recognized in the financial statements is known as measurement uncertainty. Such uncertainty exists when there is a variance between the recognized amount and another reasonable amount, as there is whenever estimates are used.

Measurement uncertainty in these financial statements exists in the accrual of individual and corporate income taxes, Canada Health Transfer and Canada Social Transfer entitlements, and accrual for federal shared cost programs.

The uncertainty arises from possible differences between the estimates for the economic factors used in calculating the accruals and actual economic results. The amount of income tax attributable to the year can change because of reassessments in subsequent years. In addition, the lag time in receiving economic information and subsequent revisions to the tax data could also lead to notable changes in reporting.

The valuation of derivatives at fair value affects the Consolidated Statement of Financial Position and Consolidated Statement of Remeasurement Gains and Losses. The calculation of the fair value is complex and uses mathematical models that are subject to a variety of inputs and assumptions. Therefore, measurement uncertainty exists in the valuation and completeness of both derivatives and embedded derivatives.

Measurement uncertainty also includes accruals for pension obligations and asset retirement obligations, accrual for retroactive wages, accruals for the remediation of contaminated sites, allowances for doubtful accounts, receivables and loans and advances, unearned revenue for outstanding performance obligations under the new standard PS 3400 revenue, accruals for liabilities valued through actuarial valuations, such as long-term disability, severance, sick pay obligations, workers compensation claims, and provision for losses on guarantees.

Uncertainty related to accruals for pension obligations arises because actual results may differ significantly from the Government's best estimates of expected results based on variables such as earnings on the pension investments, salary increases and the life expectancy of pensioners. Results for asset retirement obligations may differ due to undiscovered hazardous materials, cost estimations, discount rates and uncertainty as to the dates the remediation will be undertaken.

Uncertainty related to the accrual of retroactive wages arises because actual wage settlements may differ significantly from the final collective agreements. The estimate for the accrual of retroactive wages is based on the Government's best estimate of the public services salary increases that may be negotiated or determined through arbitration.

Uncertainty related to the accrual of the remediation of contaminated sites exists because the remediation activities, methods and the extent of contamination may differ significantly from the Government's original assessment of the site and proposed remediation plans.

## 1. Significant Accounting Policies (continued)

There is also measurement uncertainty related to the allowance for doubtful receivables, and loans and advances because the estimation could be different from the actual collectability due to various factors such as changes in economic conditions.

### E. BASIS OF SPECIFIC ACCOUNTING POLICIES

#### (i) *Gross Accounting Concept*

Assets and liabilities are presented at their gross amount and are not netted against each other. Revenues and expenses are recorded as gross amounts with the following exceptions:

- (1) Refunds of revenue are treated as reductions of current year revenue.
- (2) Decreases in valuation allowances are treated as reductions to expense.

#### (ii) *Revenue*

##### (1) *Government transfers*

Transfer payments from the Government of Canada include all accruals determined for current year entitlements that have been authorized by March 31, for which any eligibility criteria have been met and that can be reasonably estimated. A liability is recorded to the extent that a transfer gives rise to an obligation that meets the definition of a liability in accordance with the criteria in PS 3200 Liabilities.

##### (2) *Taxes*

Tax revenues are recognized in the period in which they occur and when they are authorized by legislation, or the ability to assess and collect the tax has been provided through legislative convention. Reported tax revenues include estimated revenues for the current period, adjustments between the estimated revenues of previous tax years and actual amounts, and revenues from reassessments relating to prior tax years. Reported amounts do not include estimates of some unreported taxes or the impact of future reassessments.

Revenues from individual and corporation income tax are accrued in the year earned based upon estimates made by Manitoba Finance using statistical models. Personal Income Tax (PIT) and Corporation Income Tax (CIT) revenues for the period are accrued based on an estimate of current year tax assessments, plus late-arriving assessments, and reassessments for the 2023 tax year, prorated from the Federal Department of Finance's Tax Sharing Statements and an estimate for the 2024 tax year based on Manitoba Finance's economic forecasts.

PIT and CIT revenues are recorded at estimated amounts after considering adjustments for tax concessions and other adjustments from the income tax system. Transfers made through the tax system are recognized as an expense.

Revenues from other taxes are accrued in the year earned and are recorded net of tax concessions and other adjustments. Transfers made through the tax system are recognized as an expense.

##### (3) *Fees and other revenue*

Exchange transactions are transactions with performance obligations. A performance obligation is a promise to provide a distinct good or service or series of distinct goods or services to a payor for consideration. The province recognizes revenue when the performance obligations are satisfied, and the payor obtains control of the asset or benefits from the service provided.

Non-exchange transactions are transactions or events where there is no direct transfer of goods or services to a payor. The province receives an increase in economic resources for which the payor does not receive any direct goods or services in return. Revenue from non-exchange



## 1. Significant Accounting Policies (continued)

transactions is recognized when the province has the authority and identifies a past transaction or event that gives rise to an asset.

Revenue from product sales is recognized when the significant rewards of ownership of the products have passed to the buyer, usually on the delivery of products.

Revenue from contracts with customers is recognized at an amount equal to the transaction price allocated to the specific distinct performance obligation when the performance obligation is satisfied. Revenue from contracts with customers is evaluated and separated into distinct performance obligations when there is a distinct good or service to be transferred in the future.

The province assesses its revenue arrangements against specific criteria to determine if it is acting as a principal or agent. The Government is the principal if it has primary responsibility for the delivery of the goods and services. As the principal, the Government sets the amounts charged, and bears the inventory and credit risk from the buyer. Consideration from the buyer is recognized as revenue and is measured on a gross basis.

### (4) *Externally restricted assets*

Externally restricted inflows are recognized as revenue in the period in which expenses are incurred for the purposes specified. Externally restricted inflows received before the expenses are incurred are reported as liabilities.

Premiums paid by the producers and the province to the AgriInsurance program at Manitoba Agricultural Services Corporation (MASC) are considered externally restricted inflows and are recorded as unearned revenue and not brought into revenue until required. Externally restricted premiums can only be used for:

- a) indemnities payable under the contracts of the fund;
- b) premiums and other amounts payable for reinsurance;
- c) interest on funds borrowed for the fund;
- d) annual revenue from the production insurance program to the Production Insurance Trust Fund
- e) additional amounts from the surplus of the fund to the Production Insurance Trust Fund as MASC may contribute under the Production Insurance Trust agreement.

Externally restricted funds also include unspent grants, non-endowed donations, investment income and rental fees.

### (iii) **Expenses**

#### (1) *Accrual accounting*

All expenses incurred for goods or services received are recorded on an accrual basis.

Expenses include provisional amounts recorded in anticipation of costs, which are quantifiable and have been identified as obligations.

#### (2) *Government transfers*

Government transfers are recognized as expenses in the period in which the transfer is authorized, any eligibility criteria are met, and the amounts can be estimated.

### (iv) **Financial Instruments**

The Government classifies its financial instruments as either fair value, cost, or amortized cost. The Government's accounting policy for each category is as follows:

## 1. Significant Accounting Policies (continued)

### **Fair value**

This category includes derivatives and equity instruments quoted in an active market. The Government has not designated any of its portfolio investments or borrowings at fair value that would otherwise be classified in the amortized cost category.

Financial instruments in the fair value category are initially recognized at cost and subsequently carried at fair value. Unrealized changes in fair value on unrestricted investments are recognized in the Consolidated Statement of Remeasurement Gains and Losses until they are realized. When realized, they are transferred to the Consolidated Statement of Operations.

Where a decline in fair value of the financial asset is determined to be other than temporary, the amount of the loss is recognized in the Consolidated Statement of Operations.

Premiums and discounts on derivatives are amortized to public debt expense on the same basis as the underlying debt instrument. The unamortized portion is included in the derivative assets or liabilities to offset the accumulated remeasurement gains or losses.

Transaction costs related to financial instruments in the fair value category are expensed as incurred.

### **Cost or amortized cost**

This category includes cash and cash equivalents, accounts receivable, portfolio investments, accounts payable and public debt. They are initially recognized at cost and subsequently carried at amortized cost using the effective interest rate method, less any impairment losses on financial assets, except for donated financial assets, which are initially recognized at fair value.

Transaction costs related to financial instruments in the amortized cost category, including syndicate fees related to the issuance of debentures, are added to the carrying value of the instrument.

Write downs on financial assets in the cost or amortized cost category are recognized when the amount of a loss is known with sufficient precision, and there is no realistic prospect of recovery. Financial assets whose decline of which is other than temporary are written down to net recoverable value with the loss being recognized in the Consolidated Statement of Operations.

### **(v) Foreign Currency Translation**

The Government's foreign currency risk is reflected in its financial statements. Monetary assets and liabilities, denominated in a foreign currency, are translated at the year-end rate of exchange. Revenue and expense arising from a foreign currency transaction are translated into Canadian dollars at exchange rates approximating those in effect at the transaction date.

At each financial statement date, monetary assets, and liabilities, must be adjusted to reflect the exchange rate in effect at that date. Unrealized foreign exchange gains or losses that arise prior to settlement are recognized in the Consolidated Statement of Remeasurement Gains and Losses.

In the period of settlement, the cumulative amount of foreign exchange gains and losses is removed from the Consolidated Statement of Remeasurement Gains and Losses, and is recognized in the Consolidated Statement of Operations.

## 1. Significant Accounting Policies (continued)

### **(vi) Financial Assets**

#### **(1) Accounts receivable**

Accounts receivables are recorded at their full expected amount. A valuation allowance is recorded when collection of the receivable is considered doubtful.

#### **(2) Loans and advances**

Loans and advances are recorded at cost and subsequently carried at amortized cost using the effective interest rate method. A valuation allowance is recorded to reduce the value of the assets to their estimated realizable value. Loans with significant concessionary terms would be considered a grant and expensed in the Consolidated Statement of Operations. Valuation allowances are made when collection is considered doubtful. Premiums that may arise from the early repayment of loans or advances are reflected as unearned and are amortized monthly to debt servicing expense over the term of the loan or advance. The Government stops accruing interest on loans and advances when the amount is considered uncollectable.

#### **(3) Portfolio investments**

Portfolio investments are initially recognized at cost and subsequently carried at amortized cost using the effective interest rate method.

Portfolio investments denominated in a foreign currency are translated to the Canadian dollar equivalent at the exchange rate in effect on March 31. Changes in the value of portfolio investments due to foreign currency changes are recorded in the Consolidated Statement of Remeasurement Gains and Losses until the investments are sold.

Investment income on portfolio investments, denominated in a foreign currency, including interest income, and realized gains or losses on the sale of unrestricted investments, are translated to Canadian dollar equivalents at the exchange rate in effect at the date of the transaction.

Investment income earned on externally restricted investments are recorded as unearned revenue, and recognized as revenue when the related expenditure is made, or stipulations are met.

#### **(4) Inventories for resale**

Inventories held for resale are recorded at the lower of cost and net realizable value.

Inventory for resale includes land under development. Land under development includes the cost of land and all costs related to land improvement. Land improvements also include development, site preparation, architectural engineering, surveying, fencing, landscaping, and infrastructure for electrical, roads and underground works.

Land held for future development or sale is valued at the lower of cost or appraised value, adjusted for estimated disposal purchase price and related acquisition costs.

### **(vii) Liabilities**

Liabilities are present obligations to outside parties, including GBEs, because of transactions and events occurring prior to the year end. The settlement of the liabilities will result in the future transfer or use of assets or other forms of settlement. Liabilities are recorded at the estimated amount payable.

## 1. Significant Accounting Policies (continued)

### (1) *Public debt*

Public debt represents the direct debt obligations of the Province of Manitoba. Public debt includes borrowings for government operating purposes, the acquisition of tangible capital assets, and lending to public sector entities within the GRE. Public debt is shown at amortized cost, net of the government debt held as provincial investments. Discounts or premiums, and commissions incurred at the time of the issue of debt are amortized monthly to debt servicing expense using the effective interest rate method. Foreign borrowings are translated at the exchange rate in effect on March 31. The unrealized foreign exchange gains and losses are recorded to the Consolidated Statement of Remeasurement Gains and Losses.

Public debt is reported under two categories:

- (a) Tax-payer supported debt includes direct debt used for government operating and capital purposes including the debt of an entity that is fully consolidated in these financial statements.
- (b) Borrowings on behalf of Manitoba Hydro-Electric Board (Manitoba Hydro) debt include the debt borrowed by the Government on behalf of Manitoba Hydro. Manitoba Hydro fully funds their operations and debt through the sale of goods and services at commercial rates to buyers that are outside the GRE.

### (2) *Pension liability*

The Government accounts for employee pension plans by recognizing a liability and an expense in the reporting period in which the employee has provided service using the accrued benefit actuarial cost method, except as disclosed in Note 7. The value of plan assets is determined using a moving average fair value method. Under this method, fair value is the underlying basis, with any excess (or shortfall) of investment returns over (or below) the expected long-term rate being amortized over a five-year period. When actual experience varies from actuarial estimates, for both the accrued benefit obligation and plan assets, the difference is amortized over the expected average remaining service life of the related employee group. Past service costs from plan amendments are recognized in full as expenses in the year of the amendment.

### (3) *Employee future benefits*

The Government recognizes the cost of accumulating benefits in the periods the employee provides service. For benefits that do not vest or accumulate, a liability is recognized when the event that obligates the Government to pay benefits occurs. Liabilities for severance, non-vesting sick pay, and long-term disability income plan and workers compensation claims are based upon actuarial calculations.

The periodic actuarial valuations of these liabilities may determine that adjustments are needed to the actuarial calculations because actual experience is different from that expected and/or because of changes in the actuarial assumptions used. The resulting actuarial gains or losses for the severance liability are amortized over the expected average remaining service life of the related employee group. Actuarial gains and losses for the Long-Term Disability Income Plan and the workers compensation claims are recognized as they arise. The liability is included under employee future benefits.

The Government accrues a liability for vacation pay and accumulating, non-vesting sick pay benefits. The liability for accumulating, non-vesting sick pay benefits is based upon a review

## 1. Significant Accounting Policies (continued)

of past experience. A liability is extrapolated upon the expected future utilization of current accumulated benefits. The liability is recognized under salaries and benefits.

### (4) *Guarantees*

Guarantees by the Government are made through specific agreements or legislation to repay promissory notes, bank loans, lines of credit, mortgages, and other securities. The provision for losses on guaranteed loans are determined by a review of individual guarantees. A provision for losses on these guarantees is recorded when it is likely that a loss will occur. The amount of the loss provision represents the Government's best estimate of probable claims against the guarantees. Where circumstances indicate the likelihood of claims arising, provisions are established for those loan guarantees.

### (5) *Liability for contaminated sites*

The Government recognizes a liability for remediation of contaminated sites when the following criteria have been met:

- There is evidence that contamination exceeds an environmental standard.
- The Government is directly responsible or accepts responsibility for the contamination,
- It is expected that future economic benefits will be given up and a reasonable estimate of the amount can be made.

In cases where the Government's responsibility is not determinable, a contingent liability may be disclosed.

The liability reflects the Government's best estimate of the amount required to remediate the site to the current minimum standard of use prior to contamination, as of the financial statement date. The liability is determined on a site-by-site basis. Third party recoveries related to a contaminated site are recorded as an asset, provided they can be appropriately measured and estimated with economic benefits expected to be obtained. Recoveries are not netted against the liability. Contingent recoveries are only disclosed. Recorded liabilities are adjusted each year for the passage of time, new obligations, changes in management estimates, and actual remediation costs incurred. The Government measures the liability using present value techniques when cash flows are expected to occur over extended future periods.

### (6) *Asset retirement obligations*

An asset retirement obligation (ARO) is a legal obligation related to the retirement of a tangible capital asset. The retirement of a tangible capital asset is the permanent removal of an asset from service. This encompasses the sale, abandonment, or disposal in some other matter but not its temporary idling.

Upon recognition of a liability for an ARO, the Province recognizes an asset retirement cost by increasing the carrying amount of the related tangible capital asset. The Government allocates the asset retirement cost to expense in a rational or systematic manner over the remaining useful life of the tangible capital asset.

An ARO may exist in connection to a fully amortized tangible capital asset. The cost of an ARO is amortized over the revised estimated remaining useful life of the asset. An ARO related to a tangible capital asset no longer in productive use is expensed given there is no period of future benefit from the tangible capital asset. An ARO related to an asset that is not recognized

## 1. Significant Accounting Policies (continued)

is also expensed as there is no cost basis for the underlying asset to which retirement cost can be attached.

Asset retirement obligations are initially measured as of the date the legal obligation was incurred. Management's best estimate is based on the amount required to retire tangible capital assets and subsequently remeasured considering any new information and the appropriateness of assumptions used. A present value technique is used to determine the amount of the obligation at the financial reporting date. The liability is adjusted for the passage of time using the discount rate and is recognized as accretion expense in the Consolidated Statement of Operations.

### **(viii) Non-Financial Assets**

#### *(1) Recognition and measurement*

In the public sector, recognition and measurement of tangible capital and other non-financial assets are based on their future service potential. Such assets do not generate future net cash inflows. Therefore, these assets will not provide resources to discharge the liabilities of the Government. For non-financial assets, the future economic benefit consists of their capacity to render service to fulfill the Government's objectives.

#### *(2) Inventories*

Inventories held for resale are classified as non-financial assets if it is anticipated that the sale will not be completed within one year of the reporting date. Inventories held for use are classified as non-financial assets. Inventories for distribution at no charge are recorded at the lower of cost or current replacement cost.

#### *(3) Prepaid expenses*

Prepaid expenses are payments for goods or services that will provide economic benefits in future periods. The prepaid amount is recognized as an expense in the year the goods or services are used or consumed.

#### *(4) Tangible capital assets*

The cost of tangible capital assets purchased includes the purchase price as well as costs such as installation costs, design and engineering fees, survey, and site preparation costs, and other costs incurred to put the asset into service. The cost of tangible capital assets constructed by the Government includes all direct construction costs such as materials, labour, design, installation, engineering, architectural fees, and survey and site preparation costs. It also includes overhead costs directly attributable to the construction activity such as licenses, inspection fees, indirect labour costs, and amortization expense of any equipment, which was used in the construction project. Any carrying cost associated with the development and construction of tangible capital assets is included in the cost of the asset, provided the cost exceeds \$20-million and development time exceeds one year.

Certain assets, which have historical or cultural value, including works of art, historical documents as well as historical and cultural artifacts are not recognized as tangible capital assets because a reasonable estimate of the future benefits associated with such property cannot be made. Economic resources such as Crown land, mineral rights, timber rights, fish, and wildlife, meet the definition of an asset. However, they are not recognized in the summary financial statements because an appropriate basis of measurement and a reasonable estimate of the amount involved cannot be made, or Canadian public sector accounting standards prohibit its recognition.

## 1. Significant Accounting Policies (continued)

Tangible capital assets are amortized on a straight-line basis over their estimated useful lives as follows:

### **General Tangible Assets:**

Land	Indefinite
Buildings and leasehold improvements	
Buildings	10 to 60 years
Leasehold improvements	Life of lease
Vehicles and equipment	
Vehicles	3 to 10 years
Aircraft and vessels	5 to 24 years
Machinery, equipment, and furniture	3 to 20 years
Maintenance and road construction equipment	11 to 15 years
Computer hardware, software licences	3 to 15 years

### **Infrastructure Assets:**

Land	Indefinite
Land improvements	10 to 30 years
Transportation	
Bridges and structures	40 to 75 years
Provincial highways, roads, and airstrips	10 to 40 years
Dams and water management structures	40 to 100 years

One-half of the annual amortization is charged in the year of acquisition and in the year of disposal. Assets under construction are not amortized until the asset is put into service.

### **(ix) Classification by Sector**

The Province reports operational results under the following segments. Refer to Schedule 9:

- Health
- Education and Economic Development
- Social Services
- Community and Resource Development
- Justice and Other Expenditures
- General Government

The entities and departments included in each segment are identified in Schedule 8 to the summary financial statements.

The Health segment includes provincial health care programs and all health-related entities and services.

The Education and Economic Development segment includes all education – elementary, secondary, and post-secondary – services, as well as the pension related expenses associated with public schools and post-secondary institutions. It includes employment and training programs. It also includes other education services such as skills, trades, and workplace based training programs and the advancement of economic development opportunities aligned with labour market needs.

## 1. Significant Accounting Policies (continued)

The Social Services segment includes all services related to employment and income support for individuals in need as well as a comprehensive range of social services and financial assistance programs provided to Manitobans throughout the province. The sector also contains the management and administration of housing policies and benefits for low to moderate income renters and homeowners, as well as other services such as mental health promotion, harm reduction and addictions treatment and recovery.

The Community and Resource Development segment includes the promotion, development, and conservation of the province's natural resources. It also includes the operation and maintenance of transportation systems such as highway infrastructure and other government infrastructure.

The Justice and Other Expenditures segment include general administration, finance, executive and legislature, cultural and sport related activities. The sector contains criminal and civil legal services and programs that protect the rights of Manitobans.

The General Government segment is comprised of activities that cannot be allocated to the specific sectors noted above. It also includes federal revenues and expenses related to emergency services and disaster assistance. Inter-segment transfers between sectors are measured at the exchange amount.

### **(x) Future Changes in Accounting Standards**

Effective April 1, 2026, the Government will adopt the new Conceptual Framework for Financial Reporting in the Public Sector (Conceptual Framework) and PS 1202 Financial Statement Presentation. PS 1202 is also known as the new reporting model. The impact on the consolidated financial statements is currently being assessed.

The Conceptual Framework prescribes the nature, function and limits of financial accounting and reporting. It is the foundation on which PSAS are developed and professional judgment is applied. It will replace the conceptual aspects of PS 1000 Financial Statement Concepts and PS 1100 Financial Statement Objectives.

This standard sets out general and specific requirements for the presentation of information in public sector financial statements, based on the concepts within the Conceptual Framework.

## 2. ADOPTION OF NEW ACCOUNTING STANDARDS AND CHANGES TO THE ACCUMULATED DEFICIT

### **A. PS 3400 REVENUE**

Effective April 1, 2023, the Government adopted PS 3400 Revenue. PS 3400 addresses how to account for, and report on, revenues. The province recognizes revenue on exchange transactions when the performance obligations are satisfied, and the payor obtains control of the asset or benefits from the good or service provided.

Non-exchange transactions are transactions or events where there is no direct transfer of goods or services to a payor. Revenue from non-exchange transactions is recognized when the province has the authority and identifies a past transaction or event that gives rise to an asset.

The Government used prospective application in the adoption of PS 3400. The accounting standard has not been applied retroactively. Under prospective application, prior periods are not restated, including the opening accumulated deficit. Adjustments are only applied to events and transactions from April 1, 2023, to March 31, 2024 and for periods thereafter.



## 2. Adoption of new Accounting Standards and Changes to the Accumulated Deficit (continued)

As a result, the Government no longer records unearned revenue from automobile and motor carrier licences and fees. The standard was accounted for prospectively, resulting in the recognition of \$79-million in vehicle licencing and fees revenue for the year ended March 31, 2024, that was previously recorded as unearned revenue.

The Government also no longer records fines and costs and other legal revenue on a cash basis. Applying PS 3400 has increased accounts receivable by \$17-million, and fines and costs and other legal revenue by \$17-million.

Applying PS 3400 prospectively has decreased service fees and tuition fees at schools, universities, and colleges. Unearned revenue increased by \$32-million, made up of \$1-million for service fees and \$31-million for tuition fees.

### B. IFRS 9 FINANCIAL INSTRUMENTS AND IFRS 17 INSURANCE CONTRACTS

Manitoba Public Insurance Corporation (MPI) and Deposit Guarantee Corporation of Manitoba (DGCM), whose principal activity is carrying on a business, maintain their accounts in accordance with International Financial Reporting Standards (IFRS), which are considered appropriate to their individual objectives and circumstances. MPI and DGCM were required by IFRS to adopt IFRS 17 Insurance Contracts, which requires a revised method of measuring insurance contract liabilities. The standard was accounted for retroactively with the restatement of prior periods, resulting in a \$137-million increase in net income and investment in GBEs on April 1, 2022.

MPI and DGCM adopted IFRS 9 on April 1, 2023. Under IFRS 9, a financial asset is measured on initial recognition at fair value and is classified and subsequently measured as Fair Value Through Profit and Loss (FVTPL), Fair Value Through Other Comprehensive Income (FVOCI) or amortized cost based on the contractual cash flow characteristics of the financial asset and MPI's business model under which they are held.

The application of IFRS 9 resulted in a \$70-million increase in the accumulated other comprehensive losses from GBEs, and a \$64-million increase in the retained earnings from GBEs, and a \$6-million decrease in the equity from GBEs for the year ended March 31, 2024. On adoption of IFRS 9, MPI and DGCM have not restated their comparative information.

#### **GBE – Insurance Restatement For IFRS 9 & 17**

	\$ Millions				
	Manitoba Public Insurance Corporation				
	Retained Earnings	Accumulated OCI	Total Equity	DGCM Equity	Insurance Schedule 3
<b>Equity Reconciliation:</b>					
Equity, March 31, 2022 Previously Reported	661	103	764	434	1,198
Initial Application of IFRS 17	106	-	106	1	107
<b>Equity, April 1, 2022 Restated</b>	<b>767</b>	<b>103</b>	<b>870</b>	<b>435</b>	<b>1,305</b>

2. Adoption of new Accounting Standards and Changes to the Accumulated Deficit (continued)

**GBE – Insurance**  
**Restatement For IFRS 9 & 17**

\$ Millions					
Manitoba Public Insurance Corporation					
	Retained Earnings	Accumulated OCI	Total Equity	DGCM Equity	Insurance Schedule 3
Net Income for the Year Ended March 31, 2023	41	-	41	25	66
Other Comprehensive Income (Loss)	-	(21)	(21)	(15)	(36)
<b>Equity, March 31, 2023 Restated</b>	808	82	890	445	1,335
Initial Application of IFRS	63	(69)	(6)	(1)	(7)
Net Income (Loss)	(130)	-	(130)	33	(97)
Other Comprehensive Income	-	8	8	13	21
<b>Equity March 31, 2024</b>	741	21	762	490	1,252

**C. ASSET RETIREMENT OBLIGATIONS**

Effective April 1, 2022, the Government adopted PS 3280 Asset Retirement Obligations (ARO). The Government applied the modified retroactive application approach in the adoption of this accounting standard. Under the modified retroactive application, ARO are measured using information, assumptions, and discount rates that are current on April 1, 2022, when the standard was first applied. The province recognized any existing ARO on April 1, 2022 and adjusted for any accumulated accretion that had risen since the legal obligation was recognized. An adjustment to the opening deficit on April 1, 2022 is the net between the liability and the net book value of the related assets. Liabilities for unrecorded tangible capital assets, or assets no longer in productive use, were adjusted to the accumulated deficit on April 1, 2022.

The Auditor General issued a qualification opinion on the Government's financial statements for the year ended March 31, 2023, because of insufficient support for ARO. The auditors were unable to provide assurance on the accumulated deficit, tangible capital assets, ARO and related expenses for both March 31, 2022, and March 31, 2023. After the auditor's report was released on September 28, 2023, the Government obtained sufficient support, leading to restatements of the financial statements for both years.

ARO liability increased by \$96-million and tangible capital assets increased by \$39-million on April 1, 2022 due to a change in assumptions. A discount rate of 4.25 per cent was applied for periods prior to the implementation date of April 1, 2022, rather than periods prior to the year ending March 31, 2023. The opening ARO liability increase by \$54-million due to changes in assumptions, and a number of sites were not included in the ARO liability, previously reported at March 31, 2023.

**D. NORTHERN REGIONAL HEALTH AUTHORITY – CORRECTION OF AN ERROR**

During the year, the Northern Regional Health Authority determined that the asset retirement cost capitalized as an increase to the carrying amount of the related tangible capital assets was overstated. For 2023 and 2024, the correction of this error has resulted in a \$5-million decrease to tangible capital assets, and a \$5-million increase to the opening accumulated deficit.

2. Adoption of new Accounting Standards and Changes to the Accumulated Deficit (continued)

	<b>Previously Reported</b>		<b>Restated</b>
	<b>April 1, 2022</b>	<b>Adjustments</b>	<b>April 1, 2022</b>
Cash and Accounts Receivable	5,740	-	5,740
Portfolio Investments	3,031	-	3,031
Other Assets	26,062	-	26,062
Equity in GBE	3,832	38	3,870
Asset Retirement Obligations	(788)	(96)	(884)
Other Liabilities	(67,075)	-	(67,075)
Net Debt	(29,198)	(58)	(29,256)
Non-Financial Assets	15,154	39	15,193
Accumulated Deficit	(14,044)	(19)	(14,063)
	<b>Previously Reported</b>		<b>Restated</b>
	<b>March 31, 2023</b>	<b>Adjustments</b>	<b>March 31, 2023</b>
Revenue	20,736	15	20,751
Income from GBE	1,408	99	1,507
Expense	(21,874)	(11)	(21,885)
Net Income (Loss)	270	103	373
Accumulated Operating Deficit Beginning of Year	(14,044)	47	(13,997)
Transfer of Other Comprehensive Income	263	-	263
Accumulated Operating Deficit Beginning of Year	(13,511)	150	(13,361)
	<b>Previously Reported</b>		<b>Restated</b>
	<b>March 31, 2023</b>	<b>Adjustments</b>	<b>March 31, 2023</b>
Cash and Accounts Receivable	5,287	-	5,287
Portfolio Investments	4,114	-	4,114
Derivative Financial Instruments	2,055	-	2,055
Other Assets	26,005	-	26,005
Equity in GBE	4,541	137	4,678
Asset Retirement Obligations	(757)	(54)	(811)
Derivative Financial Instruments	(2,874)	-	(2,874)
Other Liabilities	(68,634)	-	(68,634)
Net Debt	(30,263)	83	(30,180)
Non-Financial Assets	15,548	(2)	15,546
Accumulated Deficit	(14,715)	81	(14,634)

The above tables reflect the changes on April 1, 2022 and for the year ended March 31, 2023. The accumulated deficit decreased by \$81-million for the year ended March 31, 2023.

### 3. FINANCIAL INSTRUMENT CLASSIFICATION

The following table provides cost and fair value information of financial instruments by category. The maximum exposure to credit risk would be the carrying value as shown below.

	<b>Fair Value</b>	<b>Amortized Cost</b>	<b>2024 Total</b>	<b>2023 Total (Restated)</b>
Cash	4,288	-	4,288	2,746
Amounts receivable	-	457	457	345
Due from Manitoba Hydro-Electric Board	-	24,428	24,428	24,421
Portfolio investments	149	3,864	4,013	4,114
Loans and advances	-	1,575	1,575	1,549
Derivative financial assets	2,304	-	2,304	2,055
Tax-payer supported debt	-	(36,214)	(36,214)	(33,098)
Borrowings on behalf of Manitoba Hydro – Electric Board	-	(24,398)	(24,398)	(24,421)
Accounts payable	-	(5,609)	(5,609)	(4,850)
Derivative financial liabilities	(2,479)	-	(2,479)	(2,874)

Financial instruments that are measured after initial recognition at fair value, are grouped into Levels 1 to 3 based on the degree to which the fair value is observable:

- Level 1 fair value measurements are those derived from quoted prices (unadjusted) in active markets for identical assets or liabilities using the last bid price.
- Level 2 fair value measurements are those derived from inputs other than quoted prices included within Level 1 that are observable for the asset or liability, either directly (i.e., as prices) or indirectly (i.e., derived from prices).
- Level 3 fair value measurements are those derived from valuation techniques that include inputs for the asset or liability that are not based on observable market data (unobservable inputs).

Derivatives and portfolio equity investments quoted in an active market are the only financial instruments that are measured at fair value. All derivatives are measured at Level 2. There were no transfers in or out of Level 2 for the year ended March 31, 2024.

<b>(\$ millions)</b>	<b>Level 1</b>	<b>Level 2</b>	<b>Level 3</b>	<b>2024 Total</b>	<b>2023 Total</b>
Portfolio equity investments	149			149	132
Derivative financial assets		2,304		2,304	2,055
Derivative financial liabilities		(2,479)		(2,479)	(2,874)

## 4. PORTFOLIO INVESTMENTS

	(\$ millions)	
	2024 Actual	2023 Actual
Sinking funds – at cost	969	983
Other investments – at cost	2,895	2,999
	3,864	3,982
Other investments – equity – at fair value	149	132
	4,013	4,114

Portfolio investments are recorded using the amortized cost method. Under this method, any discount or premium arising on the purchase of a fixed term security is amortized using the effective interest method over the period to maturity. Portfolio equity investments quoted in an active market are recorded at fair value.

Portfolio investments are written down to market value only in those circumstances where the loss in value is other than temporary in nature. As of March 31, 2024, the market value of portfolio investments was \$3,925-million (2023 – \$4,069-million).

### A. SINKING FUNDS

Section 60 of The Financial Administration Act authorizes the Minister of Finance to provide for the creation and management of sinking funds for the orderly retirement of debt. The Government manages its cash flow through investment purchases and sales, and by purchasing its own debt for sinking fund investments.

The Government's sinking fund currently provides for the repurchase of foreign debt and the pre-funding of maturing debt issues. The sinking fund is invested principally in securities issued or guaranteed by federal and provincial governments. Sinking funds are invested in fixed income securities as follows:

	(\$ millions)			
	2024 Actual		2023 Actual	
	Book Value	Fair Value	Book Value	Fair Value
Government of Canada, direct and guaranteed	98	88	89	79
Provincial, direct, and guaranteed	772	618	796	690
Municipal	92	89	94	91
Corporate	7	7	4	4
	969	802	983	864

#### 4. PORTFOLIO INVESTMENTS (continued)

Investment revenue earned on sinking funds during the year was \$33-million (2023 – \$31 million). The sinking funds are allocated as follows:

	(\$ millions)	
	2024	2023
	Actual	Actual
Sinking funds	1,005	994
Less: Uninvested portion of sinking funds held in cash and cash equivalents	(36)	(11)
<b>Total sinking funds held in portfolio investments</b>	<b>969</b>	<b>983</b>

#### B. OTHER INVESTMENTS

	(\$ millions)	
	2024	2023
	Actual	Actual
Guaranteed investment certificates	468	398
Bonds – Government of Canada, provincial and municipal	1,182	1,675
Bonds – Corporate	948	714
Equity investments at cost	208	160
Investments in real estate	89	52
<b>Total other investments</b>	<b>2,895</b>	<b>2,999</b>

As of March 31, 2024 the market value of other investments was \$3,123-million (2023 – \$3,205-million). Other investments earned \$219-million during the year (2023 – \$123-million).

#### 5. EQUITY IN GOVERNMENT BUSINESS ENTERPRISES

The GBEs that are included in the summary financial statements are listed in Schedule 8 and are classified as follows:

Category	Definition
Utility	An enterprise that provides public utility services for a fee; category includes Manitoba Hydro-Electric Board.
Insurance	An enterprise that provides insurance coverage services to the public for a fee; category includes Manitoba Public Insurance Corporation and Deposit Guarantee Corporation of Manitoba.
Finance	An enterprise that provides regulatory control and is revenue generating or an enterprise that uses economy of scale to deliver goods and services to the public; category includes Manitoba Liquor and Lotteries Corporation.

## 5. Equity in Government Business Enterprises (continued)

The operating results and financial position of each GBE category are reported in Schedule 3 to the summary financial statements. The year end of each GBE is as follows:

Manitoba Hydro-Electric Board	March 31, 2024
Manitoba Public Insurance Corporation	March 31, 2024
Manitoba Liquor and Lotteries Corporation	March 31, 2024
Deposit Guarantee Corporation of Manitoba	December 31, 2023

Part of the equity of GBEs is restricted for use by provincial legislation and thereby not available to discharge Government liabilities or to finance other Government programs. The equity in GBEs is comprised of:

	(\$ millions)	
	2024	2023
	Actual	Restated
Restricted Equity in Government Business Enterprises:		
Deposit Guarantee Corporation of Manitoba	489	443
Manitoba Hydro-Electric Board	3,224	3,345
Manitoba Public Insurance Corporation	750	872
	4,463	4,660
Unrestricted Equity in Government Business Enterprises:		
Manitoba Liquor and Lotteries Corporation	5	5
Manitoba Public Insurance Corporation	13	13
	18	18
Equity in Government Business Enterprises	4,481	4,678

## 6. EQUITY IN BUSINESS PARTNERSHIP

North Portage Development Corporation (NPDC) is a business partnership that is owned equally by the Government of Canada, the Province of Manitoba, and the City of Winnipeg. The mission of NPDC is to act as a catalyst, encouraging activities for people in the downtown through public and private partnerships and to work to ensure financial self-sufficiency. NPDC is responsible for the continuing renewal and stewardship of two sites in Winnipeg's downtown: the North Portage area and The Forks. NPDC is involved in certain business and core activities regarding the ownership, development, and management of its two sites that include land investment properties and public amenities.

The province's share of the equity on March 31, 2024 is \$20-million (2023 – \$20-million). The province's share of the operating results for the year ended March 31, 2024, was \$ nil (2023 – \$ nil) and is included in fees and other revenues.

## 6. Equity in Business Partnership (continued)

The condensed supplementary financial information of NPDC is as follows:

	(\$ millions)	
	2024	2023
	Actual	Actual
Property, plant and equipment and investment in properties and infrastructure enhancements	76	74
Short-term investments and other assets	2	6
	78	80
Deferred contributions from shareholders	7	8
Long-term mortgage	6	7
Current and other liabilities	6	6
	19	21
Net equity	59	59
	78	80
Comprehensive income		
Revenue	17	16
Expenses	14	12
Operating income before amortization	3	4
Amortization	(3)	(3)
Net income for the year	-	1

## 7. PENSION PLANS

The Government participates in various pension plans. The two primary plans, in which the Government directly participates, are the Civil Service Superannuation Plan and the Teachers' Pension Plan. As per the Acts that administer these plans, the Government is responsible for 50 per cent of pension benefits earned by employees. These plans are joint trustee plans. The Government's pension liability reflects its share of the actuarial present values of pension benefits attributed to services rendered by employees and former employees, net of any plan assets which are set aside by the Government in an irrevocable trust. As of March 31, 2024, the pension liability for the Civil Service Superannuation Plan was \$1,148-million (2023 – \$1,158-million) and the pension liability for the Teachers' Pension Plan was \$2,283-million (2023 – \$2,239-million).

Other pension plans in which the Government participates include the Members of the Legislative Assembly Plan, the Legislative Assembly Pension Plan, the Judges' Supplemental Pension Plan and the Winnipeg Child and Family Services Employee Benefits Retirement Plan. The Government is responsible for any excess of accrued pension benefits over pension fund assets for these plans.

The Government also includes several other pension plans in its pension liability. These other plans include post-secondary education pension plans and public school divisions' pension plans. Post-secondary education pension plans include the University of Manitoba Pension Plans, the University of Winnipeg Pension Plan, and the Brandon University Retirement Plan. Public school divisions' pension plans include the Winnipeg School Division Pension Fund for Employees Other Than Teachers, Retirement Plan for Non-Teaching Employees of the St. James-Assiniboia School Division, Retirement Plan for Employees of Frontier School Division and School



## 7. Pension Plans (continued)

District of Mystery Lake Pension Plan. The Government is responsible for any excess of accrued pension benefits over pension fund assets for these plans.

Employees in the health sector are members of the Healthcare Employees Pension Plan, a multi-employer defined benefit pension plan established between employees and participating boards. Because the Government does not sponsor this plan, the accrued benefit liability of this plan is not recognized in these financial statements. The annual net benefit plan expense is the amount of required contributions provided for employees' services rendered during the year. During the year, the Government expensed contributions to this plan of \$231-million (2023 – \$224-million). On December 31, 2023 the Plan had an excess of net assets available for benefits over pension obligations of \$1,254-million (December 31, 2022 – \$879-million).

As of March 31, 2024, the total pension liability being reflected in the summary financial statements was \$3,599-million (2023 – \$3,597-million). Details related to the pension liability are provided in Schedule 6 to the summary financial statements. The following provides general information on the contributions and benefit formula of the various pension plans, which are included in this schedule.

### A. CIVIL SERVICE SUPERANNUATION PLAN

The Civil Service Superannuation Act (CSSA) established a defined benefit plan to provide benefits to employees of the Manitoba Public Service and to participating agencies of the Government through the Civil Service Superannuation Fund (CSSF).

The lifetime pension calculation equals 2% of a member's best five-year average yearly pensionable earnings multiplied by pensionable service, minus 0.4% of the average Canada Pension Plan (CPP) earnings multiplied by pensionable service since January 1, 1966.

The CSSA requires employees to contribute 8.0% of pensionable earnings up to the CPP maximum pensionable earnings, and 9.0% of pensionable earnings above the maximum. The province made an additional contribution of \$50-million during 2023-24 (2023 – \$ nil).

Employee contributions (89.8%) are used to fund basic benefits and 10.2% of employee contributions are allocated to funding indexing benefits. The Government funds 50% of the monthly pension retirement benefits paid to retirees.

Indexing benefits are not guaranteed and are paid only to the extent that the indexing adjustment account in CSSF can finance one-half of the cost-of-living increases granted. The maximum annual adjustment is limited by legislation to two-thirds of the increase in the Consumer Price Index for Canada.

As a joint trustee plan, Schedule 6 only reports the Government's conditional share of the net obligation. The estimated financial position of both the employee and employer components of the Civil Service Superannuation Plan are reported in the December 31, 2023, audited financial statements of CSSF. On December 31, 2023, after accounting for provincial pension assets held in trust and trust assets held in trust for GBEs, CSSF had an estimated accrued net obligation of \$1,924-million (December 31, 2022 – \$2,527-million).

This valuation is not on the same basis of reporting as the summary financial statements and does not include adjustments for unamortized actuarial gains or losses nor the impact of valuing assets on a market related value basis as opposed to market value. This valuation also includes estimated net obligations related to GBEs, which are included in the summary financial statements on a modified equity basis, and other entities that are not part of the GRE.

## 7. Pension Plans (continued)

### B. TEACHERS' PENSION PLAN

The Teachers' Pensions Act (TPA) established a defined benefit plan to provide pension benefits to teachers who have taught in public schools in Manitoba.

The lifetime pension calculation is based upon 2.0% of a member's average salary of the best five of the final 12 years of service (best seven prior to July 1, 1980) multiplied by pensionable service, minus the years of service multiplied by 0.6% of the annual salary up to the yearly maximum pensionable earnings. The pension amount is subject to a maximum of 70% of the average annual salary used above.

The TPA requires teachers to contribute 8.8% of pensionable earnings up to the CPP maximum pensionable earnings, and 10.4% of pensionable earnings above the maximum of teachers' contributions. 83.1% of teachers' contributions are used to fund basic benefits, and 16.9% are allocated for funding indexing benefits. The Government made an additional contribution of \$50-million during 2024 (2023 – \$ nil).

The Cost of Living Adjustment (COLA) is limited to the lesser of the maximum percentage the PAA can support, and the full increase in CPI. The COLA can never be negative.

The independent plan actuary determined that there was an actuarial surplus in the Pension Adjustment Account (PAA) of \$51.3-million available to support COLA of 1.50% effective July 1, 2023. Since the relevant increase in CPI for 2022 was 6.32%, the COLA was not impacted by the 100% of CPI cap.

As a joint trustees plan, Schedule 6 only reports the province's conditional share of the net obligation. The estimated financial position of both the employee and employer components of the Teachers' Pension Plan are reported in the December 31, 2023, audited financial statements of Teachers' Retirement Allowances Fund (Fund). On December 31, 2023, after accounting for provincial pension assets held in trust, the Fund had an estimated accrued net obligation of \$1,303-million (December 31, 2022 – \$1,516-million). This valuation is not on the same basis of reporting as the summary financial statements and does not include adjustments for unamortized actuarial gains or losses nor the impact of valuing assets on a market related value basis as opposed to market value.

### C. OTHER GOVERNMENT PLANS

#### (i) *Members of the Legislative Assembly Plan*

The pension plan for Members of the Legislative Assembly (MLAs) is established and governed by The Legislative Assembly Act (LAA).

For MLAs elected prior to the dissolution of the Assembly of the 35th Legislature, the LAA provides for defined pension benefits based on years of service to April 1995. The calculation for defined pension benefits is equal to 3.0% of the average annual indemnities for the last five years served as a member or all the years served; if less than five, multiplied by the number of years of pensionable service up to April 1995. These entitlements are fully indexed to cost of living increases.

For those MLAs elected after the 35th Legislature in April 1995, the LAA provides for matching contributions. Under the matching contributions provisions, MLAs may contribute up to 7.0% of their remuneration toward a Registered Retirement Savings Plan (RRSP) of their choice. The Government matches the member's contributions on a current basis. Consequently, there is no liability for past service benefits under this component of the plan. If a member, while an active MLA, withdraws money from the RRSP while an active MLA, the Government's contribution would be refundable back to the Government.

## 7. Pension Plans (continued)

### **(ii) Legislative Assembly Pension Plan**

The Members' Retirement Benefits Regulation of The Legislative Assembly Act established a defined benefit plan, effective December 7, 2005 that provides pension benefits to eligible MLAs who elect to participate in the plan.

The pension benefits accumulate up to a maximum period of 35 years at 2% per year of pensionable service based upon the average of the best five-year annual salaries, reduced by an amount equal to 0.25% times the number of months before the member's 60<sup>th</sup> birthday that the first pension payment is made. These entitlements are indexed to two-thirds of cost-of-living increases.

Active members must contribute 9.0% of their earned salary to the plan. The Government makes contributions as necessary to ensure the pension fund has sufficient assets to cover the monthly pension payments to retirees as well as ensuring there are sufficient funds to cover any of the plan's liabilities. Any surplus of plan assets over the pension obligation can be used by the Government to reduce future contributions.

### **(iii) Judges' Supplemental Pension Plan**

Manitoba Provincial Court Judges and Masters are members of the Civil Service Superannuation Plan. However, they also receive enhanced pension benefits under the Manitoba Provincial Court Judges and Masters' Supplemental Pension Plan. These supplemental pension benefits for judges are the difference between the total pension benefits for judges, including the amendments introduced by Judicial Compensation Committees, and the formula pension available under The Civil Service Superannuation Act (CSSA) as previously described in Note 7A.

The supplemental pension is based upon an accrual rate of 3% for each year of service, as a judge, up to a maximum of 23.5 years, reduced by the pension provided under the CSSA. The combined total of the Judges' Supplemental Pension and Civil Service Superannuation Pension is subject to a maximum of 70% of earnings. These enhanced benefits are entirely funded by the Government.

### **(iv) Winnipeg Child and Family Services Employee Benefits Retirement Plan**

Established effective December 29, 2003, the Winnipeg Child and Family Services Employee Benefits Retirement Plan applies to employees of the former Winnipeg Child and Family Services Agency, who transferred to the Department of Families.

The lifetime pension calculation equals 1.4% of the member's highest average pensionable earnings up to the CPP maximum and 2.0% of any excess earnings multiplied by pensionable service. The lifetime pension is subject to an overall maximum of the member's number of years of contributory service, multiplied by the lesser of \$1,722 or such greater amount permitted under the Income Tax Act; and 2% of the member's highest average indexed compensation in any three overlapping periods of 12 consecutive months. Indexing payments are subject to approval by the Trustees and increases in the Consumer Price Index.

Members are required to contribute 4.5% of pensionable earnings up to the CPP maximum and 6.0% on pensionable earnings over the maximum. The plan has not had any active members since March 31, 2020.

**D. OTHER PENSION PLANS**

**(a) Post-Secondary**

*(i) University of Manitoba Pension Plan*

The University of Manitoba administers The University of Manitoba Pension Plan (1993) and The University of Manitoba GFT Pension Plan (1986). These are trustee pension plans. The Trustees are responsible for the custody of the plans' assets and issuance of annual financial statements. The University of Manitoba Pension Plan (1993) is a money purchase plan with a defined benefit minimum. The funding for the plan requires a matching contribution from the university and the employees. The plan is not indexed. Plan members contribute at a rate of 9% of salary less an adjustment for the Canada Pension Plan during the year.

The employer contribution made by the university for fiscal 2024 included \$8.4-million (2023 – \$5.5-million) in additional contributions as advised by the Manitoba Pension Commission with respect to current service costs in excess of matching contribution of active members and the university, and an annual additional special payment for 15 years until the going concern deficit is eliminated.

Retirement benefits are calculated by using the greater of the two methods: Formula and Plan Annuity. For each year of pensionable service, Formula benefit equals 2% of the average best five year salary, less 0.7% of the average best five year salary under the yearly maximum pensionable earnings in the year of retirement, to a maximum of 1/9 of the pension plan's money purchase limit. The benefit is reduced by 0.25% for each month between the actual pension commencement date and the age of 65. Plan Annuity benefit is based on contribution account balance, age at retirement, and the annuity factor determined by the plan actuary.

The unamortized net actuarial gains (losses) were determined based on the 2022 actuarial valuation and the extrapolation for accounting purposes are being amortized over a period of nine years (equal to expected average remaining service life) starting in the year following the year of respective annual actuarial gains or losses arise.

The University of Manitoba GFT Pension Plan (1986) is a defined contribution pension plan. Therefore, there is no requirement for an actuarial valuation of this plan.

*(ii) University of Winnipeg Pension Plan*

The University of Winnipeg administers the University of Winnipeg Pension Plan (UWPP), which is comprised of a defined benefit segment and a defined contribution segment. The assets of the plan are held in trust by independent custodians. The defined benefit segment of the UWPP was closed to new members effective January 1, 2001. After this date, members join the defined contribution plan.

The UWPP was established as a contributory defined benefit pension plan on September 1, 1972 and covers all eligible employees of the university except those who are members of the United Church of Canada Pension Plan. The funding for the plan requires a matching contribution from the university and the employees. Annual pension benefits equal 2% of the final five year average earnings multiplied by the years of pensionable service, less 0.6% of CPP average earnings for each year of pensionable service. The pension benefit is subject to a plan benefit maximum limit of \$1,700 per year of pensionable service. At December 2022, the Plan had a going-concern deficiency of \$16-million, which the university is addressing by making annual payments of \$2-million until the deficiency is eliminated.

## 7. Pension Plans (continued)

Since December 31, 2000, when the defined contribution segment of the plan was introduced, approximately one-quarter of the eligible members converted to that plan. The obligation for pension benefits under the defined contribution segment of the plan will always be equal to net assets in each member's account. Therefore, no surplus or deficiency arises from fluctuations in the investment market.

### (iii) *Brandon University Retirement Plan*

Brandon University administers the Brandon University Retirement Plan, which is a trusteed pension plan. The Trustees are responsible for the custody of the plan's assets and issuance of annual financial statements.

The Brandon University Retirement Plan is a final average contributory defined benefit pension plan established on April 1, 1974 for the benefit of the employees of Brandon University. The funding for the plan requires a matching contribution from the university and the employees.

Employees are required to contribute 8% of pensionable earnings less 1.8% of pensionable earnings for which Canada Pension Plan (CPP) contributions are required. Pensionable earnings are subject to an annual limit related to the maximum benefit accrual in a year.

Annual pension equals 2% of the final five year average earnings multiplied by the years of pensionable service, less 0.6% of CPP average earnings for each year of pensionable service. The pension benefit is subject to a plan benefit maximum limit of \$1,722 per year of pensionable service for members retired on or before April 1, 2009, and \$1,975 for those retiring after that date.

The plan will continue to be subject to the going concern funding provisions of the Manitoba Pension Benefits Act and Regulations. The university will be required to fund the matching contributions, as well as the actuarial cost of the defined benefits more than the matching costs. The latest going-concern valuation was completed as of December 2022.

## **(b) Public School Divisions**

### (i) *The Winnipeg School Division Pension Fund for Employees Other Than Teachers*

The Winnipeg School Division Pension Fund for Employees Other Than Teachers is a defined benefit pension plan for employees that meet specified employment conditions. The fund was created by By-law 196 of the Winnipeg School Division (replaced by By-law 1017 on January 1, 1992) and is subject to the applicable regulations.

The pension benefits calculation is based on an amount equal to 1.6% of a member's average pensionable salary and 2% of a member's average salary over the pensionable salary, multiplied by a member's years of pensionable service. The average salary is determined by averaging the best five years of employment salary in the last 12 years of service.

Employee contributions equal 8.1% of pensionable salary and 9.5% of the earnings more than pensionable salary up to the yearly maximum pensionable earnings, effective January 1, 2014. The Winnipeg School Division matches employee contributions and pays an additional 12.4% of employee contributions. As a result, employer contributions equal approximately 112.4% of employee contributions.

## 7. Pension Plans (continued)

### (ii) *Retirement Plan for Non-Teaching Employees of the St. James-Assiniboia School Division*

The St. James-Assiniboia School Division Retirement Plan for Non-Teaching Employees is a defined benefit pension plan, established on January 1, 1978, that is subject to the applicable regulations.

The pension benefits calculation is based on an amount equal to 1.4% of a member's average employment earnings below CPP earnings and 2% of a member's employment earnings more than the CPP earnings, multiplied by a member's years of contributory service. The average employment earnings are determined by averaging the best six years of employment earnings in the last 12 years of service. Effective July 1, 2014, employee contributions were equal to 8.2% of CPP earnings and 9.8% of the employment earnings more than CPP earnings. The St. James-Assiniboia School Division matches employee contributions.

### (iii) *Retirement Plan for Employees of Frontier School Division*

The Frontier School Division Retirement Plan is a defined benefit pension plan for non-teaching employees.

The pension benefit is based on an amount equal to 2% of a member's best average earnings, multiplied by a member's years of credited service. The average employment earnings are determined by averaging the best five years of employment earnings.

Employee contributions equal 9.0% of CPP earnings, with the Frontier School Division matching employee contributions. The Frontier School Division is responsible for the balance of the pension cost, of which a portion can be financed by an allocation from pension surplus.

### (iv) *School District of Mystery Lake Pension Plan*

The School District of Mystery Lake Pension Plan is a defined benefit plan. The school district shall contribute, in accordance with the terms of the collective agreements, such amounts as necessary to provide the future service pension for all members and to amortize any unfunded liability or a solvency deficiency in the plan. If the school district's contributions are not sufficient, the legislation permits the board of trustees to amend the plan to reduce future accrued pension benefits to meet the required legislated funding requirements.

Effective July 1, 2013, employees contribute 5% of gross earnings. Prior to July 1, 2013, employees did not make contributions to the plan. The plan provides that if the defined benefit pension exceeds the plan annuity, the difference is paid from the plan.

The pension benefits are calculated based on a rate per month per year of service. The current rate for maintenance workers is \$48.30 per month per year of service. For clerical workers, the pension benefit is \$42 per month per year of service.

## E. GOVERNMENT BUSINESS ENTERPRISES

Manitoba Hydro, Manitoba Liquor and Lotteries Corporation and Manitoba Public Insurance Corporation are members of the CSSF. Effective April 1, 2014, Manitoba Liquor and Lotteries Corporation became a matching employer. As a result, they no longer recognize a pension liability in their statements. The net pension liabilities for the other GBEs are disclosed in Schedule 3.

## 8. CONTINGENCIES

### A. CONTINGENT LIABILITIES

#### i. *Legal Actions*

The Government is named in various legal actions and has recognized over \$1.2-billion for potential liabilities as of March 31, 2024. Estimations for significant cases might change from year-to-year during the legal process. No provision has been made on March 31, 2024, in the accounts where the final results are uncertain, or where the results are likely, but the amount of the liability cannot be reasonably estimated.

#### ii. *Canadian Blood Services*

All provincial and territorial governments of Canada, except Quebec, are members of, and provide funding to, Canadian Blood Services (CBS), which operates the Canadian blood system. The March 31, 2023 audited consolidated financial statements of CBS indicate that CBS has two- wholly owned captive insurance companies to provide for the contingent liabilities for risks related to operations of the blood system: CBS Insurance Company Limited (CBSI) and Canadian Blood Services Captive Insurance Company Limited (CBSE). Together, these captive insurance companies provide Canadian Blood Services with comprehensive blood risk insurance covering losses up to \$1-billion. The primary policy held by CBSI has provided coverage up to \$300-million, with the secondary policy held by CBSE providing coverage up to \$700-million.

CBSI provides insurance coverage up to \$300-million with respect to risks associated with the operation of the blood system. The related assets of CBSI as of March 31, 2023 total \$520-million (2022 – \$533-million). Based upon the above, the Government's share of the provision for future claims as of March 31, 2023, is offset with designated assets, which at that date exceed the provision.

CBS and CBSE have entered into an agreement wherein the members have agreed to provide insurance coverage for all amounts payable by CBSE under the terms of the excess policy up to \$700-million more than the \$300-million provided by CBSI. No payment shall be made under CBSE until the limit of the liability under the primary policy in CBSI has been exhausted. The members have agreed to contribute their pro rata share of the required capital of \$700-million. The members have each issued an indemnity to CBSE on their pro rata share of the \$700-million, calculated based on their respective populations. Given current populations, Manitoba's maximum potential liability under its indemnity to CBSE is approximately \$33-million. The Government is not aware of any proceedings that could lead to a claim against it under the indemnity given to CBSE.

#### iii. *Treaty Land Entitlement Obligations*

The Government of Manitoba's obligations under the treaty land entitlement agreements require Manitoba to transfer administration and control of up to 1,144,331 acres of Crown Land (Selections) and up to 282,123 acres of Manitoba interests in Other Land (Acquisitions) to Canada to enable Canada to fulfil its obligations under the treaties between Canada and the First Nations of Manitoba. As of March 31, 2024, Manitoba Entitlement First Nations have collectively selected and acquired approximately 1,053,585 acres of Crown Land and Other Land. As of March 31, 2024, Manitoba has transferred administration and control of 695,544 acres of Crown Land and 19,011 acres of Manitoba interests in Other Land to Canada for reserve creation. The Crown Land and Manitoba interests in Other Land have been transferred in accordance with paragraph 11 of the Natural Resources Transfer Agreement (Schedule to Constitution Act, 1930). The transfers include mines and minerals and other interests impliedly reserved under The Crown Lands Act, as well as all other interests of Manitoba in the lands.

## 8. Contingencies (continued)

### iv. **Government Business Enterprise Contingencies**

Significant contingencies for Government Business Enterprises include:

Manitoba Hydro has a mitigation program in place to address past, present, and ongoing adverse impacts arising from all past hydro-electric developments (prior to the Wuskwatim generating station), particularly for Indigenous people residing or engaged in resource harvesting in the project areas. In recognition of future mitigation payments, Manitoba Hydro has recorded a liability of \$204-million (2023 – \$160-million). Manitoba Hydro has also recognized a provision of \$28-million (2023 – \$27-million) for certain mitigation related obligations arising from ongoing adverse effects of past hydro-electric development. There are other mitigation issues, the outcomes of which are not determinable at this time.

### B. **LOAN GUARANTEES**

The Government has guaranteed the repayment of debt, promissory notes, bank loans, lines of credit, mortgages and securities held by others. Debt guaranteed by the Government is guaranteed, as to principal and interest, until the debt is matured or redeemed. The authorized limits and the outstanding guarantees are summarized as follows:

	(\$ millions)		
	Authorized Limit	2024 Actual	2023 Actual
Friends of the Canadian Museum for Human Rights	15	-	1
Manitoba Agricultural Services Corporation (Note 8B.i)	-	52	56
Manitoba Housing and Renewal Corporation (Note 8B.ii)	20	1	1
Manitoba Student Aid Program	20	-	-
University of Winnipeg (Note 8B.iii)	71	26	26
Other	12	1	2
<b>Total guarantees outstanding</b>	<b>138</b>	<b>80</b>	<b>86</b>

A provision for future losses on guarantees for \$5-million (2023 – \$7-million) has been recorded in the accounts.

#### **Note 8B.i) Manitoba Agricultural Services Corporation**

The Manitoba Agricultural Services Corporation has guaranteed loans under the following programs:

<b>Program</b>	<b>General Terms and Conditions</b>
Operating Credit Guarantees for Agriculture	Each participating lending institution is guaranteed up to 25% of the maximum amount advanced, up to a maximum loan of \$0.7-million for individuals and \$1.0-million for partnerships, corporations, and co-operatives.
Manitoba Livestock Associations Loan Guarantees	Each association's lending institution is guaranteed 25% of their loaned amount, up to a maximum loan of \$12-million per association.



## 8. Contingencies (continued)

Program	General Terms and Conditions
Diversification Loan Guarantees	Guarantees are based on 25% of the original principal amount of each individual loan, with no maximum loan amount.
Rural Entrepreneur Assistance Program	Each participating lender is guaranteed up to 80% of the loan made to small rural non-agricultural business to a maximum guarantee of \$0.2-million. This program was discontinued as of April 1, 2019 with outstanding guarantees in run-off status.

### **Note 8B. ii) Manitoba Housing and Renewal Corporation**

Manitoba Housing and Renewal Corporation has authority to guarantee the repayment of various mortgages and issue various letters of credit, which guarantee the terms and conditions of land development agreements and construction contracts, up to \$20-million. On March 31, 2024, outstanding guarantees under this authority were \$1-million (2023 – \$1-million).

### **Note 8B.iii) University of Winnipeg**

University of Winnipeg's controlled entity, University of Winnipeg Community Renewal Corporation (UWCRC) guarantees specific debts of UWCRC 2.0, a related but uncontrolled corporation, and its controlled entity. At March 31, 2024, the UWCRC had the following outstanding guarantees:

- i. CMHC Rental Construction Financing Initiative loan in the amount of \$26-million for the construction of the Muse Flats (209 Colony Street).
- ii. CMHC insured housing loan for up to \$45-million for the construction of the 308 Colony Joint Venture. No amounts on this facility were drawn as at March 31, 2024.

The two guarantees with an authorized limit of \$71-million were approved by the University of Winnipeg on behalf of UWCRC.

## **C. GOVERNMENT BUSINESS ENTERPRISE GUARANTEES**

As of March 31, 2024, Manitoba Hydro has outstanding Manitoba Hydro-Electric Board Bonds amounting to \$119-million (2023 – \$119-million). These bonds carry fixed coupon rates that range from 3.72% to 7.10%. The Government guarantees \$60-million (2023 – \$60-million) of these outstanding bonds.

Manitoba Hydro provides guarantees to counterparties for natural gas purchases. On March 31, 2024, there is an outstanding guarantee totaling \$40-million (2023 – \$40-million) which matures October 31, 2025. Letters of credit for \$105-million (2023 – \$77-million) have been issued for construction and energy related transactions with maturities until 2049.

The Government provided approval to Manitoba Hydro to issue up to \$500-million of promissory notes and \$250-million of credit facilities for a total of \$750-million. As at March 31, 2024, there was \$261-million of promissory notes and Hydro issued-bonds outstanding (2023 – \$111-million) and \$142-million credit (2023 – \$ nil) facilities were utilized for a total of \$403-million (2023 – \$111-million).

The Deposit Guarantee Corporation of Manitoba (Corporation) has guaranteed \$38.6-billion in credit union deposits at the end of December 31, 2023 (December 31, 2022 – \$37.3-billion). Based upon its ongoing monitoring procedures, the Corporation has concluded that a provision for such contingencies does not need to be established at this time.

## 9. CONTRACTUAL OBLIGATIONS

The Government has entered into several multi-year contracts and agreements for the delivery of services and the acquisition or construction of assets. These contractual obligations will become liabilities in the future when the terms of the contracts are met. The following represents the amounts required to satisfy the contractual obligations, by the year that it is anticipated that the terms of the contract will be met, as of March 31:

(\$ millions)	2025	2026	2027	2028	2029	2030 and thereafter	Total
Government organizations and components							
Service contracts	601	212	91	66	39	154	<b>1,163</b>
Rental of capital assets	61	52	44	39	39	99	<b>334</b>
Acquisition or construction of capital assets	815	253	147	124	111	285	<b>1,735</b>
Other contracts	56	44	39	35	18	116	<b>308</b>
Government Business Enterprises	115	103	93	77	5	18	<b>411</b>
<b>Total</b>	<b>1,648</b>	<b>664</b>	<b>414</b>	<b>341</b>	<b>212</b>	<b>672</b>	<b>3,951</b>

Other significant obligations not included in the table are:

### GOVERNMENT ORGANIZATIONS

Government organizations have entered contractual arrangements related to construction projects totaling \$432-million (2023 – \$292-million), and details relating to the settlement year cannot be reasonably estimated.

### GOVERNMENT BUSINESS ENTERPRISE CONTRACTUAL OBLIGATIONS

Manitoba Hydro has energy purchase commitments of \$1,635-million (2023 – \$1,721-million) that relate to future purchases of wind, natural gas (including transportation and storage contracts) and electricity.

Commitments are primarily for transmission right access that expire in 2041, wind and solar purchases that expire in 2040 and natural gas purchases that expire in 2039. In addition, other outstanding commitments principally for construction are approximately \$2,001-million (2023 – \$1,905-million).

Manitoba Liquor and Lotteries Corporation has purchase commitments of \$1.2-million (2023 – \$12-million) related to property and equipment and intangible assets.

## 10. DEBT SERVICING

Public debt servicing costs of \$2,156-million (2023 – \$1,963-million) includes interest expense on Manitoba Hydro-Electric Board debt of \$849-million (2023 – \$842-million). Public debt servicing cost also includes interest on provincial debt held as investments of \$4-million (2023 – \$4-million). GBEs public debt servicing costs of \$1,055-million (2023 – \$1,042-million) are reported in Schedule 3.

## 11. AMOUNTS HELD IN TRUST

Amounts held in trust are assets over which the Manitoba Legislature has no power of appropriation. These amounts are not included in the summary financial statements because the Government has no control over the amounts and administers them according to trust or other agreed-upon arrangements. As of March 31, 2024, amounts held in trust were as follows:

	Valuation Method	(\$ millions)	
		2024 Actual	2023 Restated
Various Universities and Colleges	market	915	839
Public Guardian and Trustee of MB	various	369	327
Public Service Group Insurance Fund	market	305	281
Manitoba Development Corporation	cost	7	11
Other Fiduciary Trust	various	85	78
Custodial trust held by Departments	various	26	22
Suitor's Money Act	cost	13	10
		1,720	1,568

Universities and Colleges hold endowment ad trust funds in the form of cash, cash equivalents, bonds, equities, real estate and other securities.

The Public Guardian and Trustee of Manitoba administers the estates and trusts of persons with intellectual disabilities, deceased persons, and infants. The estates and trusts under administration are in the form of bonds, equities, real estate, mortgages, and other securities.

The Public Service Group Insurance Fund is administered by the Civil Service Superannuation Board. It includes three plans to provide life insurance, accidental death and disablement insurance, and dependents insurance for eligible employees and retired employees (and their eligible dependents) of the Government of Manitoba and most of its agencies and boards. These funds are in the form of cash, cash equivalents and equities.

Manitoba Development Corporation administers funds from the Business Investor Stream of the Provincial Nominee Program. These funds are invested in the form of cash, cash equivalents, bonds, and investments.

Other Fiduciary Trust funds are interest bearing deposits which are pooled with the Government's investments to earn a market rate of interest. Government departments also hold custodial trust funds in the form of bonds and other securities.

## 12. RISK MANAGEMENT AND THE USE OF DERIVATIVE FINANCIAL INSTRUMENTS

During the normal course of business, the Government is exposed to several financial risks including credit, liquidity, and market risk. Market risk results from fluctuations in foreign currency, and interest rates.

The Government employs various risk management strategies and operates within fixed risk exposure limits to ensure exposure to risk is managed in a prudent and cost-effective manner. Varieties of strategies are used, including the use of derivative financial instruments (derivatives).

Derivatives are financial contracts, the value of which is derived from the underlying instruments. The Government uses derivatives to hedge and mitigate foreign exchange and interest rate risk. The Government does not use derivatives for speculative purposes.

## 12. Risk Management and the Use of Derivative Financial Instruments (continued)

Since derivatives are utilized for risk management purposes, it is not the practice of the Government to terminate derivative contracts before maturity and realize gains or losses on early terminations. On occasion, loans and advances clients prepay loans that have swapped contracts attached to them. The client is required to pay a penalty that offsets the province's cost to unwind the associated swap.

### A. CREDIT RISK

Credit risk is the likelihood of one party to a financial instrument failing to discharge an obligation and causing financial loss to the counter party. The financial instruments that potentially subject the Government to credit risk consist of cash and cash equivalents, amounts receivable, due from Manitoba Hydro-Electric Board, derivative financial assets, portfolio investments and loans and advances. The Government had \$80-million (2023 – \$86-million) in loan guarantees outstanding.

The province's maximum exposure to credit risk is as follows:

	<b>2024</b>	<b>2023</b>
	<b>Actual</b>	<b>Actual</b>
Cash and cash equivalents	\$ 4,288	\$ 2,746
Amounts receivable	2,467	2,541
Due from Manitoba Hydro-Electric Board	24,428	24,421
Derivative financial assets	2,304	2,055
Portfolio investments	4,013	4,114
Loans and advances	1,575	1,549
	<b>\$ 39,075</b>	<b>\$ 37,426</b>

The Government reviews balances and aging information to determine if a valuation allowance is necessary. The Government's exposure to credit risk on accounts receivables is disclosed in Schedule 1.

Credit risk is concentrated in agricultural loans and Manitoba student loans. The Board of Directors, Manitoba Agricultural Services Corporation (MASC), is responsible for approving and monitoring tolerance of credit exposures, which it does through review and approval of the guidelines for lending and loan guarantee programs and by setting general limits on credit exposures to individual clients. MASC has comprehensive policy and procedures manuals in place for all lending programs. In general, MASC emphasizes responsible lending, which is comprised of a combination of adequate loan security and a client's ability to pay. In total MASC has \$813-million (2023 – \$806-million) in agricultural loans on March 31, 2024.

The Government manages credit risk on investments through its Investment Policies. The primary objective is the preservation of principal. Funds are managed in a manner that ensures sufficient liquidity to meet all cash payments when due. Within the bounds of these two objectives, the funds are invested to achieve appropriate returns within the approved risk limits. Each fund is structured to diversify investments and reduce the risk of loss due to over-concentration of assets in a particular category or with a single issuer. Each issuer of the securities authorized for purchase must meet the minimum criteria, which is approved by the Risk Committee, for short-term issuers and long-term issuers.

## 12. Risk Management and the Use of Derivative Financial Instruments (continued)

### **Counterparty default risk:**

Notional amounts of derivative contracts represent the contractual amounts to which a rate or price is applied for computing the cash flows to be exchanged. The notional amounts are used to determine the gains/losses and fair value of the contracts and are a measure of the exposure to the asset class to which the contract relates. Notional values are \$34-billion for interest rate swaps and \$13-billion for cross currency swaps.

Fair values of the derivatives are the estimated amount that the Government would receive or pay, based on market factors, if the agreements were terminated on March 31, 2024. They are established by discounting the expected cash flows of the swap agreements using year-end market interest and exchange rates. A positive (negative) fair value indicates that the government would receive (make) a payment if the agreements were terminated.

Year of Maturity (fiscal)	Notional (CAD millions)			Fair Value (CAD millions)		
	Interest Rate Swaps	Cross- Currency Swaps	Total	Interest Rate Swaps	Cross- Currency Swaps	Total
<b>2025</b>	831	2,997	3,828	13	134	147
<b>2026</b>	2,545	630	3,175	(70)	(10)	(80)
<b>2027</b>	1,088	1,394	2,482	(52)	(46)	(98)
<b>2028</b>	870	299	1,168	16	(43)	(26)
<b>2029-2033</b>	6,556	2,228	8,784	(155)	(146)	(302)
<b>2034-2038</b>	6,190	1,934	8,124	(54)	(76)	(131)
<b>2039-2043</b>	7,460	2,346	9,806	(3)	(405)	(408)
<b>2044-2048</b>	4,929	351	5,280	780	(110)	671
<b>2049-2053</b>	2,401	557	2,958	144	(177)	(33)
<b>2054-2058</b>	806	44	850	19	1	20
<b>2059-</b>	879	-	879	67	-	67
	<b>34,555</b>	<b>12,778</b>	<b>47,333</b>	<b>705</b>	<b>(877)</b>	<b>(172)</b>

The data used for this analysis above and on the tables below reconciles to the March 28, 2024, Derivative Valuation using the Bloomberg Multi-Asset Risk System. The Bloomberg Multi-Asset Risk System is used by the Treasury Division. Treasury does not include derivative from Shared Health with a notional value of \$20-million (2023 – \$21-million); St. Amant Inc. notional value \$7-million (2023 – \$6-million); and Seven Oaks School Division \$15-million (2023 – \$16-million). The market value of these derivatives are less than one million.

The Government only enters into International Swaps and Derivative Association Master Agreements (ISDAs) with counterparties that meet strict investment grade credit rating requirements. The counterparties all have signed ISDAs with the Government and continue to meet strict investment grade credit rating requirements. Risk of adverse financial impacts from derivative counterparty exposures is mitigated through the use derivative counterparty exposure limits, which are regularly measured, and monitored. The Government does not have equity based or credit risk derivatives.

## 12. Risk Management and the Use of Derivative Financial Instruments (continued)

Credit Support Annexes (CSAs) are negotiated with derivative counterparties. These CSAs mitigate risk by requiring collateralization of counterparty exposure under specified credit events. The Government has no collateral on derivatives. On March 31, 2024, 100% (2023 – 100%) of the notional value of the Government's derivative financial instrument contracts is held by counterparties with an S&P Global Ratings credit rating of A or better. The maturity date of this derivative is March 28.

### **Derivative Exposure (CAD) by Credit Rating**

<b>Credit Rating</b>	<b>Notional (\$ millions)</b>	<b>Market Value (\$ millions)</b>
Aa1 / AA-	5,086	(257)
Aa2 / AA-	8,131	68
Aa2 / A+	32,083	(7)
Aa3 / A+	112	(2)
Aa3 / A	1,921	26

#### **B. LIQUIDITY RISK**

Liquidity risk is the risk that funds are not available when required to discharge the liabilities of the Government and its agencies as they become due. The Government takes active approaches to address liquidity risk through its borrowing strategy, cash flow forecasting and modelling, cash reserves and credit facilities. The Government has internal control processes and contingency plans for managing liquidity risk. Schedule 4 provides a summary of the contractual maturities for borrowings.

The Government's exposure to liquidity risk is related to accounts payable and accrued liabilities such as salaries and benefits. The Government manages its cash flow through investment purchases and sales, and by purchasing its own debt for sinking fund investments.

The Government prepares cashflows for periods between one week and 12 months. The Government ensures funding needs are available six months ahead of funding requirements. Additional funds can be accessed through the issuance of Manitoba Treasury Bills, promissory notes, access to uncommitted revolving credit facilities with Canadian banks, and liquidation of securities in the Province of Manitoba Sinking Fund.

#### **C. MARKET RISK**

Market risk is the risk that the fair value or future cash flows of a financial instrument will fluctuate because of changes in market prices. The Government is exposed to three types of market risk: foreign exchange risk, interest rate risk, and refinancing risk. The Government continually monitors its exposure to these risks and uses derivative contracts to manage these risks.

##### **(i) Foreign Exchange Risk**

Foreign exchange risk is the risk of loss or higher costs when liabilities or assets are held in a foreign currency. The province's most significant exposure to foreign currency risk exposure is the issuance of debt in a foreign currency. Foreign currency risk also arises from securities held in pooled investment funds and are denominated in currencies other than Canadian dollars.

## 12. Risk Management and the Use of Derivative Financial Instruments (continued)

The following table illustrates the derivative exposure by Currency.

<b>Currency</b>	<b>Notional (\$ millions)</b>	<b>Market Value (\$ millions)</b>
Canadian Dollars	34,555	705
US Dollars	6,281	113
Australian Dollars	1,352	(181)
Swiss Franc	887	43
European Euros	3,369	(623)
Hong Kong Dollars	185	(19)
Japanese Yen	196	(79)
New Zealand Dollars	283	(22)
Swedish Krona	225	(110)

The carrying value of foreign currency debt in the Consolidated Statement of Financial Position is impacted by fluctuations in foreign exchange rates, and correspondingly the carrying value of foreign currency derivatives. Throughout the life of a debt instrument denominated in a foreign currency and associated derivative, the remeasurements are not perfectly offsetting and create volatility in the Consolidated Statement of Financial Position and in the Consolidated Statement of Remeasurement Gains and Losses. This volatility is never realized in the Consolidated Statement of Operations as hedging derivatives are not terminated prior to maturity. Change in the foreign debt due to foreign currency fluctuation is equal to the change in carrying value of the associated derivative immediately prior to maturity.

The Government does not assume unhedged foreign currency risks on its debt issuance; however, the Government does hold USD debt on behalf of Manitoba Hydro. Manitoba Hydro accepts the risk and cost of servicing any foreign currency issued on its behalf.

Manitoba Hydro has \$1,839-million (2023 – \$2,110-million) of U.S. debt not hedged by derivatives. Manitoba Hydro has exposure to U.S. dollar foreign exchange fluctuations primarily through the sale and purchase of electricity and fuel in the U.S. This exposure is managed through a long-term natural hedge between U.S. dollar cash inflows from export revenues and U.S. dollar cash outflows for long-term debt coupon and principal payments. Bridging temporary timing differences between inflows and outflows to future years' U.S. dollar requirements, Manitoba Hydro also utilizes derivative foreign exchange forward contracts as required.

### (ii) **Interest Rate Risk**

Interest rate risk is the risk of loss or higher costs associated with adverse fluctuations in interest rates. Derivatives are used to provide financial stability by reducing the impact of interest rate volatility and the floating interest rate fixed and floating mix of its debt portfolio.

A rise in interest rates means a drop in the fair value of interest-bearing securities held as portfolio investments, or increased debt servicing cost when issuing variable rate debt.

## 12. Risk Management and the Use of Derivative Financial Instruments (continued)

After considering derivatives used to manage interest rate risk, investments, and eliminating the debt incurred on behalf of Manitoba Hydro, the structure of the debt as of March 31, 2024, was 88% at fixed rates and 12% at floating rates (2023 – 89% at fixed rates and 11% at floating rates). A 1.0% (100 basis points) movement in interest rates on the 12% floating rate debt for an entire year would increase debt servicing costs by \$42-million (2023 – \$37-million) when issuing variable rate debt.

### (iii) Refinancing Risk

The orderly retirement of future debt obligations, without incurring undue refinancing risk is important in terms of managing both future interest costs and accessing required funding in future years. To this end, the Government will use its best efforts to smooth out debt maturities from less than one year to greater than 30 years. The Government also identifies bond buy-back opportunities, whereby excess cash can be used to buy back outstanding debt, thus reducing refinancing risk and future liquidity risk.

## 13. ASSET RETIREMENT OBLIGATIONS

The asset retirement obligations represent management's best estimate of the present value of the costs that are expected to be incurred for the remediation of hazardous materials present in some of the province's buildings, equipment, and landfills. The presence of asbestos is not a current health hazard, and there is no requirement to remove asbestos in these buildings if the asbestos is contained and does not pose a public health risk. There is however a legal obligation to incur remediation costs.

	(\$ millions)	
	2024	2023
	Actual	Restated
Asset Retirement Obligations, Beginning of Year	811	885
Change in Assumptions	(37)	(109)
Additions	-	-
Liabilities Settled During the Period	(3)	(2)
Accretion Expense	35	37
Asset Retirement Obligations, End of Year	806	811

The discount rate used to determine the present value of the obligations ranged from 3.2% to 5.34%. The discount rate is based on the Government's cost of borrowing.

On March 31, 2024, the undiscounted asset retirement obligations were \$1,910-million (2023 – \$1,862-million). These obligations are expected to be settled between 2028 and 2062.

The asset retirement obligations relate to buildings, equipment, and landfills. The government estimated the nature and extent of hazardous materials in its buildings based on the potential square metres, and the average cost per square metre, to remove and dispose of the hazardous materials. The estimates are based on assessments provided by third-party and internal experts. During the year, several government organizations changed the discount rate, and the impact is reflected in the change in assumptions.

Manitoba Hydro recognizes an asset retirement obligation for the removal and disposal of PCB – contaminated fluid in equipment. The estimated undiscounted cash flows required to settle the asset retirement obligation are approximately \$16-million (2023 – \$17-million), which is expected to be incurred by 2026.



### 13. Asset Retirement Obligations (continued)

No funds are being set aside by Manitoba Hydro to settle the asset retirement obligations. The discount rates used by Manitoba Hydro determine the fair market value of asset retirement obligations was 4.18% (2023 – 3.30% to 3.66%).

### 14. SIGNIFICANT TRANSACTIONS WITH GOVERNMENT BUSINESS ENTERPRISES

Transactions with GBEs are not eliminated for purposes of summary reporting because they are reported in these summary financial statements using the modified equity method of accounting. These financial statements include the following transactions between the Government and GBEs, which have not been eliminated:

#### A. ACCOUNTS RECEIVABLE AND LOANS AND ADVANCES

Amounts receivable includes receivables from GBEs as reported in Schedule 1 to the summary financial statements. Loans and advances to GBEs are reflected in Schedule 2 to the summary financial statements.

#### B. BORROWINGS ON BEHALF OF, AND AMOUNTS DUE FROM, MANITOBA HYDRO-ELECTRIC BOARD

The Government issues debt and subsequently, loans the funds to Manitoba Hydro. The Government records the transfer of funds, in Canadian currency, as a Loan Receivable from Manitoba Hydro. The Government pays the interest on the debt which is charged to the loan receivable. Payments by Manitoba Hydro on the debt are credited to the loan receivable.

The province enters derivative contracts to mitigate the risk against interest rate and foreign currency fluctuations.

The balance of the loan receivable on March 31, 2024, was \$24,428-million (2023 – \$24,421-million). For the year ended March 31, 2024, the Government paid \$849-million in interest on the Manitoba Hydro debt (2023 – \$842-million) and received \$849-million (2023 – \$842-million) in interest payments from Manitoba Hydro for the year ended March 31, 2024.

#### C. INVESTMENTS

MPI holds \$425-million (2023 – \$468-million) of provincial bonds and debentures with maturity dates ranging from 2024 to 2050 and interest rates ranging from 2.1% to 6.5 %.

Manitoba Hydro holds \$79-million of Provincial bonds and debentures with maturity dates ranging from 2028 to 2033 and interest rates ranging from 1.5% to 4.3%

#### D. WATER POWER RENTALS

Water power rental fees charged to Manitoba Hydro for \$51-million (2023 – \$71-million) are included in the Consolidated Statement of Operations under the fees and other revenue category. Water power rental rates are authorized by Regulation 25/88 and 197/2001 under The Water Power Act. Rentals are paid to the Government for the use of water resources in the operation of Manitoba Hydro's hydro-electric generating stations.

#### E. FEES ON GOVERNMENT GUARANTEES

Manitoba Hydro remitted \$117-million (2023 – \$118-million) to the Government based on the amount of their debt that is guaranteed by the Government. The fees are included in the Consolidated Statement of Operations under the Recovery from government business enterprises and other investment earnings category.

#### 14. Significant Transactions with Government Business Enterprises (continued)

##### F. DRIVER LICENSING OPERATIONS

The Government, by agreement, paid \$40-million (2023 – \$40-million) to MPI for the management and administration of driver licensing. MPI, on behalf of the Government, collected driver licensing fees totaling \$29-million (2023 – \$28-million) and motor vehicle registration fees totaling \$174-million (2023 – \$173-million).

The fees received by the Government are included in the Consolidated Statement of Operations under the fees and other revenue category.

##### G. OTHER REVENUE

Manitoba Liquor and Lotteries Corporation provided \$5-million in funding to Shared Health for the year ended March 31, 2024 (2023 – \$5-million) for addictions and problem gambling services programs. In addition, the Corporation provided \$6-million (2023 – \$4-million) in funding to the Liquor, Gaming and Cannabis Authority of Manitoba and the Sport, Culture, Heritage and Tourism through the payment of annual licence fees and levies.

Manitoba Hydro paid the Government \$131-million (2023 – \$124-million) for corporation capital tax. MPI paid the Government \$48-million (2023 – \$45-million) for insurance premium tax. GBEs paid the Government a combined total of \$19-million (2023 – \$18-million) for Levy for Health and Education.

MPI paid Manitoba Health, Seniors and Long-Term Care \$25-million (2023 – \$28-million) to cover non-insured medical expenses.

These amounts are included in the Consolidated Statement of Operations under the fees and other revenue and other taxes categories.

#### 15. EMPLOYEE FUTURE BENEFITS

	(\$ millions)	
	2024	2023
	Actual	Actual
Severance	497	493
Long-term disability income plan	50	49
Workers' compensation claims	77	71
Other	56	65
	680	678

The severance liability is valued using discount rates that range from 2.70% to 6.00% and salary increase rates that range from 2.00% to 4.47%. Unamortized actuarial gains and losses are amortized over the estimated average remaining service life (EARSLS). Periods range from 6 to 15.34 years. As of March 31, 2024, net unamortized gains were \$34-million (2023 – unamortized gains \$13-million).

The long-term disability income plan is valued using a discount rate of 4.00%. Actuarial gains and losses are recognized as income as they occur. Workers' compensation claims are recognized based on an actuarial valuation prepared for the Workers Compensation Board. The December 31, 2023, valuation was prepared using a discount rate of 5.75% (5.75% in prior valuation) and a salary increase rate of 4.00% (5.00% in prior valuation). Actuarial gains and losses are recognized as income as they occur.

## 16. EXPENSES IN EXCESS OF LEGISLATIVE AUTHORITY

The budget estimates presented on the Consolidated Statement of Operations is comprised of the department's estimated expenditures consolidated with the budgets of the controlled entities, except for GBE and GBP. The department's estimated expenditures exclude \$600-million in special warrants related to the departments. The original budget estimate of expenditures plus the \$600-million becomes the revised estimates which expenses in excess legislative authority are determined. Based upon the revised estimates, the following departments were over-expended on March 31, 2024:

### PART A – OPERATING EXPENSE:

	(\$ millions)
Advanced Education and Training	7
Environment and Climate Change	7
Families	494
Health, Seniors, and Long-Term Care	10
Justice	180
Tax Credits	51

## 17. LIABILITY FOR CONTAMINATED SITES

The Government reports environmental liabilities related to the management and remediation of contaminated sites where the province is obligated to incur such costs. A contaminated sites liability of \$351-million (2023-\$364-million) has been recorded based on environmental assessments or estimations for those sites where an assessment has not been conducted.

As of March 31, 2024 the Government has identified 499 sites which require remediation from contamination.

The Government is responsible for the risk management and potential remediation of certain orphaned and abandoned mine sites that exist on Crown land. For most of these mine sites, the companies that caused the contamination no longer exist. The mining operations were primarily comprised of gold and other metals. The risk of contamination at these sites comes mainly from mine tailings and other contaminants that were left on site. The liability also includes sites associated with highway maintenance, airports, marines, landfills, sewage treatment facilities, commercial and industrial operations, parks, and other protected areas.

The nature of contamination includes petroleum hydrocarbons, polyromantic hydrocarbons, BTEX, toxic heavy metals, polychlorinated biphenyl, and other organic contaminants. The sources of contamination include above ground and underground fuel storage tanks, fuel handling, pipelines, chemical storage, by-product waste, metal-based paint, and the leaching of materials deposited in landfills. Sites often have multiple sources of contamination.

Where sites require ongoing remediation, monitoring, or maintenance all estimated future costs are discounted using the province's weighted average cost of capital. Remediation at three sites requires the operation of water treatment systems until 2060. The amount of undiscounted expenditures for the future operation of the water treatment systems, which have been discounted at 4.00% over the next 36 years, is \$153-million. The discount rate is based on the province's cost of borrowing. The assumed rate of inflation is 2%.

## 17. Liability for Contaminated Sites (continued)

Manitoba Hydro will incur future costs associated with the assessment and remediation of contaminated lands and facilities for the phase-out and destruction of polychlorinated biphenyl contaminated mineral oil from electrical equipment. A reasonable estimate of the associated costs, not already recognized as asset retirement obligations, cannot be made at this time. No provision has been included for these items as of March 31, 2024.

## 18. RELATED PARTY DISCLOSURES

A related party exists when one party could exercise control or shared control over the other. Related parties include key management personnel, their close family members, and the entities they control or have shared control over. Related party disclosures do not include inter-entity transactions and balances that are eliminated on consolidation, or those with entities accounted for under the modified equity method. Related party disclosures do not include restructuring transactions, disclosure of key management personnel compensation arrangements, expense allowances, and other similar payments routinely paid in exchange for services rendered.

Related party transactions are disclosed if they occurred at a value different from that which would have been arrived at if the parties were unrelated and the transaction has a material effect on the summary financial statements.

For the year ended March 31, 2024, there were no material related party transactions or balances to disclose.

## 19. CONTRACTUAL RIGHTS

The Government is involved in various contracts and agreements arising in the ordinary course of business. This results in contractual rights to economic resources, leading to both assets and revenue in the future. The total amounts outstanding from these agreements on March 31, 2024 are as follows:

(\$ millions)	2025	2026	2027	2028	2029	2030 and thereafter	Total
Federal transfers – Capital	327	345	360	12	1	0	1,045
Federal transfers – Operating	131	129	129	102	18	88	597
Lease and rental agreements	79	76	75	75	74	140	519
Other	21	21	21	22	22	282	389
Total	558	571	585	211	115	510	2,550

Under section 22(4) of The Manitoba Liquor and Lotteries Corporation Act, the province is entitled to receive the net revenue from the Manitoba Liquor and Lotteries Corporation. The future amounts to be received are unknown, so they have not been included in the table above. These contractual rights could be significant.

The contractual rights for waterpower rentals included in lease and rental agreements has been estimated using the current year's revenue for the next six years. This contract has no expiration date and amounts beyond 2030 may be significant. Contractual rights amounts relating to provincial park land leases with cottagers included in lease and rental agreements have been calculated based on the current year revenue for the next six years. These lease agreements have various expiration dates, however, the amounts beyond 2030 are not included and these future amounts could be significant.

### 19. Contractual Rights (continued)

The Government is also entitled to receive investment revenue from various investments held in irrevocable trusts by The Winnipeg Foundation. The amount of revenue to be received is unknown and dependent on the rate of return earned on the investments.

Manitoba Hydro has dependable export sales contracts to U.S. and Canada totaling approximately \$8.5-billion expiring in 2052/53. Dependable sales are export contracts sourced from Manitoba Hydro's hydraulic energy available during lowest water conditions.

### 20. RESTATED BUDGET

The restated budget presented on the Consolidated Statement of Operations is taken from Budget 2023 as presented to the Legislative Assembly on March 7, 2023 and restated for comparability to the current year results. Refer to Schedule 10 for further details. The restated amounts do not include other authorizations granted in the special warrants of \$600-million.

### 21. COMPARATIVE FIGURES

On October 18, 2023, the Government announced organizational changes that resulted in certain functions being transferred between departments. As a result, certain 2023, financial statement balances have also been reclassified to be presented on the same basis as the 2024 results.

# SCHEDULE 1

## SUMMARY FINANCIAL STATEMENTS

### CONSOLIDATED STATEMENT OF AMOUNTS RECEIVABLE

As at March 31, 2024

	(\$ millions)	
	2024	2023
	Actual	Actual
<b>TAXATION:</b>		
Income taxes.....	283	340
Retail sales tax.....	292	296
Other taxes.....	176	198
	<u>751</u>	<u>834</u>
<b>GOVERNMENT OF CANADA AND OTHER GOVERNMENTS:</b>		
Government of Canada shared cost programs/agreements.....	721	881
Other.....	495	453
	<u>1,216</u>	<u>1,334</u>
<b>OTHER:</b>		
Health and social services.....	274	212
Government business enterprises and other.....	62	28
Sundry departmental revenue.....	228	232
Other.....	445	392
	<u>1,009</u>	<u>864</u>
	2,976	3,032
Less: Allowances.....	<u>509</u>	<u>491</u>
<b>Total Amounts Receivable.....</b>	<u><u>2,467</u></u>	<u><u>2,541</u></u>

# SCHEDULE 2

## SUMMARY FINANCIAL STATEMENTS

### CONSOLIDATED STATEMENT OF LOANS AND ADVANCES

As at March 31, 2024

	(\$ millions)	
	2024	2023
	Actual	Actual
<b>GOVERNMENT BUSINESS ENTERPRISES:</b>		
Manitoba Hydro-Electric Board.....	24,428	24,421
Government business enterprises.....	347	355
	<u>24,775</u>	<u>24,776</u>
Less: Debt incurred for and repayable by the Manitoba Hydro-Electric Board.....	24,428	24,421
	<u>347</u>	<u>355</u>
<b>OTHER:</b>		
Loans and mortgages - Note a.....	949	959
Stadium loan - Note b.....	137	137
Manitoba student loans - Note c.....	340	293
Family services agencies - Note d.....	24	25
Other.....	30	32
	<u>1,480</u>	<u>1,446</u>
<b>TOTAL LOANS AND ADVANCES</b>	<u>1,827</u>	<u>1,801</u>
Less: Valuation allowance .....	252	252
<b>NET LOANS AND ADVANCES</b>	<u><u>1,575</u></u>	<u><u>1,549</u></u>

The government business enterprises loans and advances portfolio is due in varying annual amounts to the year 2120, bearing interest at either:

- i) Fixed with rates ranging from 1.25% to 10.50%; or
- ii) Floating Canadian - Bankers Acceptance (BA) setting, established quarterly or monthly, with the lowest rate currently set at 5.4740% and the highest set at 5.7690% as at March 31, 2024.

Note a

- |  |            |            |
|--|------------|------------|
| i) Agricultural direct lending and special assistance program mortgages, due in varying annual amounts to December 1, 2049, bearing interest at rates ranging from 2.375% to 7.875%. | 826        | 817        |
| ii) Housing direct lending and special assistance program mortgages, due in varying annual amounts to the year 2053, bearing interest at rates ranging from 0% to 12.50%.            | 41         | 48         |
| iii) Business development assistance loans, due in varying annual amounts to the year 2040, bearing interest at rates ranging from 0% to 13.39%.                                     | 63         | 74         |
| iv) Northern business development and fishing industry assistance loans, due in varying annual amounts to the year 2031, bearing interest at rates ranging from 4.50% to 8.15%.      | 19         | 20         |
|  | <u>949</u> | <u>959</u> |

Note b Stadium loan to Triple B Stadium Inc., bearing interest at 4.65%; and issued in two phases, with Phase 1 due in varying annual amounts to 2038. Phase 2 is in abeyance indefinitely and no payments are required.

Note c Student loans, interest-free and not repayable until 6 months past the completion of studies, due 114 to 174 months after that time.

Note d Advances to provide family services agencies with prepayment of fee for service charges, to be repaid when no longer required, bearing no interest.

# SCHEDULE 3

## SUMMARY FINANCIAL STATEMENTS

### GOVERNMENT BUSINESS ENTERPRISES

### SCHEDULE OF CONSOLIDATED OPERATING RESULTS AND FINANCIAL POSITION

For the Year Ended March 31, 2024

CHANGES IN EQUITY	(\$ millions)			TOTAL	TOTAL
	UTILITY	INSURANCE	FINANCE	2024 Actual	2023 Restated
Results from Operations:					
Revenue from operations.....	3,360	1,890	1,757	7,007	7,259
Expenses: from operations.....	2,475	1,986	1,012	5,473	4,710
Debt servicing.....	1,042	-	13	1,055	1,042
Total expenses.....	3,517	1,986	1,025	6,528	5,752
Acquisition of Non Controlling Interest.....	(15)	-	-	(15)	-
Net income (loss).....	(172)	(96)	732	464	1,507
Other comprehensive income (loss).....	51	20	-	71	(27)
Total comprehensive income (loss).....	(121)	(76)	732	535	1,480
Transfers to the Government.....	-	-	(732)	(732)	(741)
Net increase (decrease) in equity in government business enterprises.....	(121)	(76)	-	(197)	739
<b>FINANCIAL POSITION</b>					
Assets:					
Cash and temporary investments.....	780	208	51	1,039	1,276
Amounts receivable.....	506	156	61	723	764
Portfolio investments: Due from Government and government organizations.....	79	425	-	504	482
Due from others.....	212	3,458	-	3,670	3,375
Capital assets.....	26,727	172	352	27,251	26,971
Other assets.....	3,222	269	134	3,625	3,562
Total assets.....	31,526	4,688	598	36,812	36,430
Liabilities:					
Accounts payable, accrued liabilities and deferred revenue.....	3,237	172	222	3,631	3,052
Long-term debt: Owing to Government.....	24,428	-	309	24,737	24,745
Other borrowings, discounts and deferred transaction costs.....	119	7	62	188	210
Net pension obligations.....	472	404	-	876	864
Future cost of existing claims.....	-	2,853	-	2,853	2,537
Total liabilities.....	28,256	3,436	593	32,285	31,408
Equity:					
Non-controlling interests.....	46	-	-	46	344
Equity in government business enterprises.....	3,224	1,252	5	4,481	4,678
Total equity.....	3,270	1,252	5	4,527	5,022
Total liabilities and equity.....	31,526	4,688	598	36,812	36,430
<b>EQUITY COMPRISED OF:</b>					
Retained earnings.....	3,478	1,220	5	4,703	4,970
Accumulated other comprehensive income (loss).....	(254)	32	-	(222)	(292)
Equity in government business enterprises.....	3,224	1,252	5	4,481	4,678

Note: For government business enterprises whose fiscal year end is prior to March 31, the amounts reflected are as at their fiscal year end.



# SCHEDULE 4

## SUMMARY FINANCIAL STATEMENTS

### CONSOLIDATED STATEMENT OF PUBLIC DEBT

As at March 31, 2024

(\$ millions)

Fiscal Year of Maturity	Bonds and Debentures		Canada Pension Plan	Loans Payable	Promissory Notes and Treasury Bills	Total	
	Cdn	US	Cdn		Cdn	2024 Actual	2023 Restated
2024.....	-	-	-	-	-	-	5,912
2025.....	3,048	450	-	-	2,700	6,198	3,497
2026.....	3,465	515	-	-	-	3,980	3,979
2027.....	2,662	332	-	-	-	2,994	2,994
2028.....	1,799	-	-	-	-	1,799	1,799
2029.....	3,564	542	-	-	-	4,106	4,105
2024-2029.....	14,538	1,839	-	-	2,700	19,077	22,286
2030-2034.....	12,084	-	-	-	-	12,084	8,765
2035-2044.....	9,285	-	477	-	-	9,762	9,458
2045-2074.....	18,837	-	-	-	-	18,837	16,694
2075-2124.....	600	-	-	-	-	600	600
2030-2124.....	40,806	-	477	-	-	41,283	35,517
2024-2057 Government Organizations.....	322	-	-	173	-	495	564
Total Borrowings.....	55,666	1,839	477	173	2,700	60,855	58,367
Reduced by:							
Unamortized Debt Discounts and Debt Issue Costs.....						(519)	(385)
Unamortized Debt Premiums.....						241	310
Province of Manitoba debt issues held as investments in sinking funds and in cash and cash equivalents.....						(194)	(1,002)
Unrealized Remeasurement Foreign Exchange Gains/Losses.....						229	229
						60,612	57,519
Public debt is comprised of:							
Taxpayer-supported debt.....						36,214	33,098
Borrowings on behalf of Manitoba Hydro-Electric Board.....						24,398	24,421
						60,612	57,519

Public debt payable in	March 31/24	March 31/23
	Cdn \$ Valuation (See Notes)	Cdn \$ Valuation (See Notes)
Canadian dollars	47,365	45,167
Foreign issues hedged to Canadian dollars	11,408	10,243
U.S. dollars	542	540
Issues hedged to U.S. dollars	1,297	1,569
Total public debt	60,612	57,519

Note a: The hedges are derivative contracts which include swaps and forward foreign exchange contracts.

Note b: The Canadian dollar valuation is calculated using the foreign currency exchange rates in effect at each March 31 adjusted for any forward current exchange contracts entered into for settle after year

Note c: Interest rates on these borrowings fall into one of three categories:

- i) Fixed with rates ranging from 2.05% to 10.68%.
- ii) Floating Canadian - Bankers Acceptance (BA) setting, established quarterly or monthly, with the lowest rate currently set at 5.10% and the highest set at 6.73% as at March 31, 2024.
- iii) Floating Canadian - Canadian Overnight Repo Rate Average (CORRA) setting, established daily, with the lowest rate currently set at 5.57% and the highest set at 6.22% as at March 31, 2024.

Total public debt includes foreign currency denominated debt that is fully hedged by converting the foreign currency payments into Canadian dollars. These currency hedges are used to mitigate the impact of future exchange rate fluctuations on the Province's borrowing costs. These hedging instruments are reported as derivative financial instruments in Note 12 - Risk Management. The currency translation on the hedged debt resulted in an accumulated foreign exchange loss of \$229-million as at March 31, 2024.

Total public debt also includes USD denominated debt that has not been hedged to Canadian Dollars. The currency translation on the un-hedged USD debt resulted in an unrealized foreign exchange loss of \$104-million as at March 31, 2024.

The currency translation on the hedged and un-hedged debt resulted in a cumulative unrealized loss of \$333-million as at March 31, 2024.

# SCHEDULE 5

## SUMMARY FINANCIAL STATEMENTS

### CONSOLIDATED STATEMENT OF ACCOUNTS PAYABLE, ACCRUED CHARGES, PROVISIONS AND UNEARNED REVENUE

As at March 31, 2024\*

	(\$ millions)	
	2024	2023
	Actual	Restated
<b>ACCOUNTS PAYABLE</b> .....	2,493	2,388
<b>ACCRUED CHARGES:</b>		
Interest.....	265	234
Disaster financial assistance.....	139	219
Liability for contaminated sites (Note 17).....	351	364
Salaries and benefits.....	1,431	1,362
Employee future benefits (Note 15).....	680	678
Other.....	1,420	866
	4,286	3,723
<b>PROVISION FOR FUTURE LOSSES (Note 8)</b> .....	5	7
<b>UNEARNED REVENUE</b>		
University of Manitoba and Other Universities (note a).....	625	585
Manitoba Agricultural Services Corporation (note b).....	715	476
Other.....	286	339
	1,626	1,400
<b>Total Accounts Payable, Accrued Charges, Provisions and Unearned Revenue</b> .....	8,410	7,518

Note a) Represents various types of operating and capital revenue, including future session tuition fees, revenue associated with goods that have not yet been provided or services that have not yet been substantially rendered, unspent externally restricted grants, non-endowed donations, investment income, and deferred rental fees associated with the lease of the Southwood lands to UM Properties Inc.

Note b) Represents restricted assets and revenues for recognition of AgrilInsurance premiums. The revenue for the AgrilInsurance program will be recognized when the restricted assets are used for the specified purpose under the Canadian Agricultural Partnership agreement and the AgrilInsurance Regulation.

# SCHEDULE 6

## SUMMARY FINANCIAL STATEMENTS

### CONSOLIDATED STATEMENT OF PENSION LIABILITY

As at March 31, 2024

	Civil Service Superannuation Plan	Teachers' Pension Plan	Post- Secondary Education Plans (Note A)	Public School Division Plans (Note A)	Other Plans (Note A)	(\$ millions)	
						Total 2024 Actual	Total 2023 Actual
<b>ACCRUED BENEFIT OBLIGATION</b>							
Obligation at beginning of year as							
Previously reported.....	3,487	4,828	1,677	680	176	10,848	10,729
Current service costs.....	75	115	78	23	6	297	308
Interest cost on benefit obligation.....	197	273	91	37	8	606	600
Change in actuarial (gains) losses and reserves.....	(78)	-	31	(3)	(6)	(56)	(178)
Plan amendment.....	-	-	10	-	1	11	1
Benefits paid.....	(203)	(258)	(124)	(36)	(9)	(630)	(612)
Obligation at end of year.....	<u>3,478</u>	<u>4,958</u>	<u>1,763</u>	<u>701</u>	<u>176</u>	<u>11,076</u>	<u>10,848</u>
<b>PLAN ASSETS</b>							
Plan assets at beginning of year as							
Previously reported.....	2,326	2,896	1,657	707	68	7,654	7,998
Employer contributions.....	97	132	45	14	7	295	298
Employee contributions.....	-	-	35	12	1	48	46
Transfer of plan assets.....	-	-	1	-	-	1	1
Plan asset contributions.....	50	50	-	-	-	100	-
Benefits paid.....	(203)	(258)	(124)	(36)	(9)	(630)	(612)
Expected return on plan assets.....	134	155	117	37	3	446	426
Experience gains (losses).....	101	154	34	16	(4)	301	(503)
Market value of plan assets.....	<u>2,505</u>	<u>3,129</u>	<u>1,765</u>	<u>750</u>	<u>66</u>	<u>8,215</u>	<u>7,654</u>
Deferred investment losses (gains).....	(2)	(212)	36	(27)	4	(201)	(25)
Market related value of plan assets.....	<u>2,503</u>	<u>2,917</u>	<u>1,801</u>	<u>723</u>	<u>70</u>	<u>8,014</u>	<u>7,629</u>
<b>PENSION LIABILITY</b>							
Plan deficit (surplus).....	975	2,041	(38)	(22)	106	3,062	3,219
Unamortized actuarial gains (losses).....	173	242	89	(3)	(7)	494	345
Surplus adjustments (Note B).....	-	-	7	36	-	43	33
Pension liability.....	<u>1,148</u>	<u>2,283</u>	<u>58</u>	<u>11</u>	<u>99</u>	<u>3,599</u>	<u>3,597</u>
<b>PENSION EXPENSE</b>							
Defined benefit pension plan expense:							
Current service cost.....	75	115	78	23	6	297	308
Interest cost on benefit obligation.....	197	273	91	37	8	606	600
Return on plan assets.....	(134)	(155)	(117)	(37)	(3)	(446)	(426)
Employee contributions.....	-	-	(35)	(12)	(1)	(48)	(47)
Amortization of actuarial (gains) losses.....	(2)	(7)	(29)	2	2	(34)	-
Plan amendment.....	-	-	10	-	1	11	1
Change in surplus adjustments.....	-	-	4	7	-	11	(29)
Defined benefit pension plan expense.....	<u>136</u>	<u>226</u>	<u>2</u>	<u>20</u>	<u>13</u>	<u>397</u>	<u>407</u>
Defined contribution pension plan expense.....	-	-	7	28	231	266	258

# SCHEDULE 6 (cont'd)

## SUMMARY FINANCIAL STATEMENTS

### CONSOLIDATED STATEMENT OF PENSION LIABILITY

As at March 31, 2024

	Civil Service Superannuation Plan	Teachers' Pension Plan	Post- Secondary Education Plans	Public School Division Plans	Other Plans	Total 2024 Actual	Total 2023 Actual
<b>MEMBER DATA</b>							
Defined benefit pension plan							
Number of active and deferred members.....	19,600	23,900	5,700	5,200	200	54,600	54,200
Number of pensioners.....	18,000	16,800	2,900	2,400	300	40,400	39,900
Total number of plan members.....	<u>37,600</u>	<u>40,700</u>	<u>8,600</u>	<u>7,600</u>	<u>500</u>	<u>95,000</u>	<u>94,100</u>
<b>ACTUARIAL ASSUMPTIONS</b>							
Discount rate on accrued benefits.....	5.75%	5.75%	5.50% - 5.75%	4.25% - 5.50%	3.20% - 5.50%		
Expected long-term rate of return.....	5.75%	5.75%	5.50% - 6.30%	4.25% - 5.50%	3.20% - 5.50%		
Inflation.....	2.00%	2.00%	2.00% - 2.50%	2.00% - 2.00%	2.00% - 2.00%		
Real rate of return.....	3.75%	3.75%	3.00% - 3.75%	2.25% - 3.50%	1.20% - 3.50%		
Rate of salary increase.....	3.75%	2.00%	2.50% - 3.00%	3.00% - 4.50%	0.00% - 3.50%		
Latest valuation.....	(Note C)	(Note C)	(Note C)	(Note C)	(Note C)		

Note A: Post-Secondary Education plans include the University of Manitoba Pension Plans, the University of Winnipeg Pension Plan and the Brandon University Retirement Plan.

Public School Division plans include the Winnipeg School Division Pension Fund for Employees Other Than Teachers, Retirement Plan for Non-Teaching Employees of the St. James-Assiniboia School Division, Retirement Plan for Employees of Frontier School Division and The School District of Mystery Lake No. 2355 Pension Plan.

Other plans include the Members of Legislative Assembly Pension Plan, the Legislative Assembly Pension Plan, the Judges' Supplemental Pension Plan, and the Winnipeg Child and Family Services Employee Benefits Retirement Plan.

Note B: For those plans that the Government is unable to access surplus funds within the plan, adjustments are made to record an allowance against these surplus amounts. These pension surplus allowances represent the excess of the adjusted benefit asset over the employers' share of the expected future benefit.

Note C: The latest actuarial valuation report dates and the estimated average remaining service life (EARSL), in years, are as follows:

	<u>Valuation Date</u>	<u>EARSL</u>
- Civil Service Superannuation Plan.....	Dec-22	10.0
- Teachers' Retirement Allowance Plan.....	Jan-21	13.1
- University of Manitoba Pension Plans.....	Dec-22	10.0
- University of Winnipeg Pension Plan.....	Dec-22	5.3
- Brandon University Retirement Plan.....	Dec-22	10.0
- Winnipeg School Division Pension Fund for Employees Other than Teachers.....	Dec-22	11.7
- Retirement Plan for Non-Teaching Employees of the St. James-Assiniboia School Division.....	Dec-21	13.0
- Retirement Plan for Employees of Frontier School Division.....	Dec-21	12.9
- School District of Mystery Lake.....	Jun-21	14.2
- Members of Legislative Assembly Pension Plan.....	Mar-23	0.0
- Legislative Assembly Pension Plan.....	Dec-22	8.0
- Judges' Supplemental Pension Plan.....	Mar-23	6.9
- Winnipeg Child and Family Services Employee Benefits Retirement Plan.....	Dec-22	0.0

# SCHEDULE 7

## SUMMARY FINANCIAL STATEMENTS

### CONSOLIDATED STATEMENT OF TANGIBLE CAPITAL ASSETS

For the Year Ended March 31, 2024

(\$ millions)

	General Capital Assets					Infrastructure				Total	
	Land	Buildings and Leasehold Improvements	Vehicles and Equipment	Computer Hardware and Software	Assets Under Construction Note b	Land and Improvements	Transportation	Dams and Water Management Structures	Assets Under Construction Note b	2024 Actual	2023 Restated
<b>Cost</b>											
Opening cost.....	326	12,265	3,096	1,424	925	782	8,161	786	426	28,191	26,959
Restatements	(2)	(15)	(1)	1	2	14	(5)	1	-	(4)	(4)
Adjusted Opening Balance	324	12,250	3,095	1,425	927	796	8,156	787	426	28,186	26,955
Add:											
Additions during the year.....	32	313	155	17	847	29	411	19	116	1,939	1,371
Less:											
Disposals and write downs.....	(2)	(51)	(48)	(28)	(18)	(9)	(1)	(1)	-	(159)	(139)
Settlements and reclassifications.....	16	193	36	9	(254)	9	144	19	(172)	-	-
Closing cost.....	370	12,705	3,238	1,423	1,502	825	8,710	824	370	29,966	28,187
<b>Accumulated amortization</b>											
Opening accumulated amortization.....	-	5,643	2,383	981	-	186	3,639	190	-	13,023	12,235
Restatements	-	(2)	(3)	1	-	5	(5)	1	-	(3)	(2)
Adjusted Opening Balance	-	5,641	2,380	982	-	191	3,635	191	-	13,020	12,233
Add:											
Amortization.....	-	335	161	82	-	10	264	14	-	866	842
Less:											
Accumulated amortization on disposals and write downs.....	-	(32)	(44)	(26)	-	-	-	-	-	(102)	(54)
Closing accumulated amortization.....	-	5,944	2,497	1,038	-	201	3,899	205	-	13,784	13,021
Net Book Value of Tangible Capital Assets.....	370	6,760	740	385	1,502	624	4,811	619	370	16,182	15,167

Note a - The Net Book Value of Tangible Capital Assets of \$16,182-million includes \$135-million related to Asset Retirement Obligations.

Note b - During the year the Province capitalized \$26-million of interest relating to assets under construction (2023 - \$10-million).

# SCHEDULE 8

## GOVERNMENT ORGANIZATIONS, COMPONENTS AND BUSINESS ENTERPRISES COMPRISING THE GOVERNMENT REPORTING ENTITY

### HEALTH

#### Health, Seniors and Long-Term Care

CancerCare Manitoba  
Not-for-Profit Personal Care Homes and Community Health Agencies  
3885136 Manitoba Association Inc. (operating as Calvary Place Personal Care Home)  
Actionmarguerite (Saint-Boniface) (Saint-Vital) and (St. Joseph)  
Bethania Mennonite Personal Care Home, Inc.  
Clinique Youville Clinic Inc.  
Donwood Manor Personal Care Home Inc.  
Eden Mental Health Centre  
Fred Douglas Personal Care Home  
Holy Family Home Inc.  
Hope Centre Health Care Incorporated  
Klinic Incorporated  
LHC Personal Care Home Inc.  
Luther Home Corporation  
MFL Occupational Health and Safety Centre Inc.  
Main Street Project, Inc.  
Meadowood Manor  
Menno Home for the Aged Inc. (Personal Care Home Division)  
Mount Carmel Clinic  
Nine Circles Community Health Centre Inc.  
Niverville Heritage PCH Inc.  
NorWest Co-op Community Health Centre, Inc.  
Odd Fellows and Rebekahs (Personal Care Homes Inc. Golden Links Lodge)  
Park Manor Care Inc.  
Pembina Place Mennonite Personal Care Home Inc.  
Prairie View Lodge Inc.  
Rest Haven Nursing Home  
Rock Lake Health District  
Salem Home Inc.  
Sexuality Education Resource Centre Manitoba, Inc.  
Southeast Personal Care Home Inc.  
Tabor Home Inc.  
The Convalescent Home of Winnipeg  
The Salvation Army Golden West Centennial Lodge  
The Saul and Claribel Simkin Centre Personal Care Home Inc.  
Villa Youville Inc. - Nursing  
West Park Manor Personal Care Home Inc.  
Women's Health Clinic Inc.  
Regional Health Authorities (including controlled organizations)  
Interlake-Eastern Regional Health Authority  
Northern Regional Health Authority Inc.  
Prairie Mountain Health  
Southern Health-Santé Sud  
Winnipeg Regional Health Authority  
Rehabilitation Centre for Children, Inc.  
St.Amant Inc.  
Shared Health Inc.

### EDUCATION AND ECONOMIC DEVELOPMENT

#### Advanced Education and Training

Assiniboine Community College  
Brandon University  
Manitoba Institute of Trades and Technology  
Red River College Polytechnic  
Research Manitoba  
Université de Saint-Boniface  
University College of The North  
University of Manitoba  
University of Winnipeg

#### Education and Early Childhood Learning

Public School Divisions  
Beautiful Plains School Division  
Border Land School Division  
Brandon School Division  
Division scolaire franco-manitobaine  
Evergreen School Division  
Flin Flon School Division  
Fort La Bosse School Division  
Frontier School Division  
Garden Valley School Division  
Hanover School Division  
Interlake School Division  
Kelsey School Division  
Lakeshore School Division  
Lord Selkirk School Division  
Louis Riel School Division  
Mountain View School Division  
Mystery Lake School District  
Park West School Division  
Pembina Trails School Division  
Pine Creek School Division  
Portage la Prairie School Division  
Prairie Rose School Division  
Prairie Spirit School Division  
Red River Valley School Division  
River East Transcona School Division  
Rolling River School Division  
Seine River School Division  
Seven Oaks School Division  
Southwest Horizon School Division  
St James-Assiniboia School Division  
Sunrise School Division  
Swan Valley School Division  
Turtle Mountain School Division  
Turtle River School Division  
Western School Division  
Whiteshell School District  
Winnipeg School Division

# SCHEDULE 8 (cont'd)

## GOVERNMENT ORGANIZATIONS, COMPONENTS AND BUSINESS ENTERPRISES COMPRISING THE GOVERNMENT REPORTING ENTITY

### EDUCATION AND ECONOMIC DEVELOPMENT (continued)

#### Economic Development, Investment, Trade and Natural Resources

Abandonment Reserve Fund  
Economic Development Winnipeg Inc. - Note b  
Manitoba Development Corporation  
Manitoba Opportunities Fund Ltd.  
Mining Rehabilitation Reserve Fund  
Quarry Rehabilitation Reserve Fund  
Rural Manitoba Economic Development Corporation

#### Indigenous Economic Development

Communities Economic Development Fund

### SOCIAL SERVICES

#### Families

General Child and Family Services Authority

#### Housing, Addictions and Homelessness

Manitoba Housing and Renewal Corporation

### COMMUNITY AND RESOURCE DEVELOPMENT

#### Agriculture

Manitoba Agricultural Services Corporation

#### Environment and Climate Change

Efficiency Manitoba Inc.  
Manitoba Hazardous Waste Management Corporation

#### Transportation and Infrastructure

#### Municipal and Northern Relations

Manitoba Water Services Board  
North Portage Development Corporation - Note a

### GENERAL GOVERNMENT

#### Public Debt

#### Notes:

- North Portage Development Corporation is a government business partnership
- Economic Development Winnipeg is a government partnership
- Fiscal Stabilization Account
- Reports to Minister of Finance
- Reports to Minister of Justice
- Reports to Minister of Sports, Culture, Heritage and Tourism

### JUSTICE AND OTHER EXPENDITURES

#### Public Service Commission

#### Employee Pensions and Other Costs

#### Executive Council

#### Legislative Assembly

#### Tax Credits

#### Consumer Protection and Government Services

Manitoba Education, Research and Learning Information  
Networks (MERLIN)  
Materials Distribution Agency  
Vehicle and Equipment Management Agency  
Entrepreneurship Manitoba  
The Public Guardian and Trustee of Manitoba

#### Finance

Insurance Council of Manitoba  
Manitoba Financial Services Agency  
Pension Asset Fund

#### Justice

Legal Aid Manitoba  
Liquor, Gaming and Cannabis Authority of Manitoba  
Manitoba Law Reform Commission

#### Labour and Immigration

#### Sport, Culture, Heritage and Tourism

Le Centre culturel franco-manitobain  
Manitoba Arts Council  
Manitoba Centennial Centre Corporation  
Manitoba Combative Sports Commission  
Manitoba Film and Sound Recording  
Development Corporation  
Sport Manitoba Inc.  
Travel Manitoba

#### SPECIAL ACCOUNTS, not attached to a Sector or Department

Rainy Day Fund - Note c

#### GOVERNMENT BUSINESS ENTERPRISES: (Schedule 3)

##### Utility:

Manitoba Hydro-Electric Board - Note d

##### Insurance:

Deposit Guarantee Corporation of Manitoba - Note d  
Manitoba Public Insurance Corporation - Note e

##### Finance:

Manitoba Liquor and Lotteries Corporation - Note f

# SCHEDULE 9

## SUMMARY FINANCIAL STATEMENTS

### CONSOLIDATED STATEMENT OF OPERATIONS BY SECTOR

For the Year Ended March 31, 2024

(\$ millions)

	Health		Education and Economic Development		Social Services		Community and Resource Development	
	2024	2023	2024	2023	2024	2023	2024	2023
	Actual	Restated	Actual	Restated	Actual	Restated	Actual	Restated
	\$	\$	\$	\$	\$	\$	\$	\$
<b>REVENUE</b>								
Income taxes.....	-	-	-	-	-	-	-	-
Other taxes.....	-	-	719	759	-	-	-	-
Fees and other revenue.....	658	611	994	945	106	112	659	608
Federal transfers.....	2,110	1,730	504	495	72	61	155	152
Contributions from entities within the Government Reporting Entity.....	451	324	174	211	-	-	3	3
Recovery from government business enterprises and other investment earnings.....	16	12	170	56	4	3	33	17
<b>TOTAL REVENUE</b>	<b>3,235</b>	<b>2,677</b>	<b>2,561</b>	<b>2,466</b>	<b>182</b>	<b>176</b>	<b>850</b>	<b>780</b>
<b>EXPENSE</b>								
Personnel services.....	4,903	4,438	3,719	3,602	189	243	245	210
Grants/Transfer payments.....	1,800	1,321	534	574	671	611	738	773
Transportation.....	81	81	69	62	2	2	17	16
Communication.....	21	25	27	24	4	4	9	10
Supplies and services.....	1,210	1,109	645	607	204	151	176	204
Social assistance related.....	-	-	153	153	1,479	1,341	232	226
Other operating.....	694	692	306	276	729	240	132	136
Debt servicing.....	66	59	132	104	33	33	28	23
Minor capital.....	39	20	98	89	1	1	4	7
Amortization.....	223	227	207	198	65	66	288	279
<b>TOTAL EXPENSE</b>	<b>9,037</b>	<b>7,972</b>	<b>5,890</b>	<b>5,689</b>	<b>3,377</b>	<b>2,692</b>	<b>1,869</b>	<b>1,884</b>
<b>OPERATING SURPLUS (DEFICIT)</b>	<b>(5,802)</b>	<b>(5,295)</b>	<b>(3,330)</b>	<b>(3,223)</b>	<b>(3,195)</b>	<b>(2,516)</b>	<b>(1,019)</b>	<b>(1,104)</b>



# SCHEDULE 9 (cont'd)

## SUMMARY FINANCIAL STATEMENTS

### CONSOLIDATED STATEMENT OF OPERATIONS BY SECTOR

For the Year Ended March 31, 2024

	Justice and Other Expenditures		General Government (Note a)		Adjustments (Note b)		Total	
	2024	2023	2024	2023	2024	2023	2024	2023
	Actual	Restated	Actual	Restated	Actual	Restated	Actual	Restated
	\$	\$	\$	\$	\$	\$	\$	\$
<b>REVENUE</b>								
Income taxes.....	-	-	5,368	5,794	0	-	5,369	5,794
Other taxes.....	-	-	4,018	4,052	(21)	(26)	4,716	4,785
Fees and other revenue.....	371	352	3	(7)	(102)	(107)	2,689	2,512
Federal transfers.....	144	193	4,173	3,837	1	-	7,159	6,470
Contributions from entities within the Government Reporting Entity.....	0	-	464	1,508	(629)	(539)	463	1,507
Recovery from government business enterprises and other investment earnings.....	(2)	(7)	1,172	1,109	(0)	-	1,393	1,190
<b>TOTAL REVENUE</b>	<b>513</b>	<b>538</b>	<b>15,198</b>	<b>16,293</b>	<b>(751)</b>	<b>(672)</b>	<b>21,792</b>	<b>22,258</b>
<b>EXPENSE</b>								
Personnel services.....	754	704	7	7	48	11	9,865	9,215
Grants/Transfer payments.....	579	819	13	215	(304)	(365)	4,031	3,948
Transportation.....	22	21	10	-	0	-	200	182
Communication.....	41	39	0	-	(0)	-	102	102
Supplies and services.....	591	475	7	41	(82)	(87)	2,751	2,500
Social assistance related.....	4	2	-	-	0	-	1,868	1,722
Other operating.....	300	141	17	22	(412)	(231)	1,766	1,276
Debt servicing.....	6	5	1,890	1,739	(0)	-	2,154	1,963
Minor capital.....	19	18	0	-	0	-	160	135
Amortization.....	73	65	9	8	0	-	866	842
<b>TOTAL EXPENSE</b>	<b>2,389</b>	<b>2,289</b>	<b>1,953</b>	<b>2,032</b>	<b>(751)</b>	<b>(672)</b>	<b>23,763</b>	<b>21,885</b>
<b>OPERATING SURPLUS (DEFICIT)</b>	<b>(1,876)</b>	<b>(1,751)</b>	<b>13,245</b>	<b>14,261</b>	<b>0</b>	<b>-</b>	<b>(1,971)</b>	<b>373</b>

Note a: The general government category includes revenue from sources that cannot be attributed to a particular sector. It also includes federal revenues and expenses related to emergency services and disaster assistance.

Note b: Consolidation adjustments are necessary to conform sectors to Government accounting policies and to eliminate transactions between sectors.

# SCHEDULE 10

## SUMMARY FINANCIAL STATEMENTS

### RESTATED BUDGET

For the Year Ended March 31, 2024

	(\$ millions)				Restated
	Print	Adjustments Note a	Note b	Note c	
<b>TOTAL REVENUE</b>	21,514	-	-	863	22,377
<b>EXPENSES</b>					
Legislative Assembly	74	-	1		75
Executive Council	5	4	-		9
Advanced Education and Training	1,833	20	(3)		1,850
Agriculture	612	18	1		631
Consumer Protection and Government Services	648	-	(2)		646
Economic Development, Investment, Trade and Natural Resources	183	45	114		342
Education and Early Childhood Learning	3,679	-	4		3,683
Environment and Climate Change	140	25	37		202
Families	2,305	54	(299)		2,060
Finance	72	10	13		95
Health, Seniors and Long-Term Care	7,133	368	460		7,961
Housing, Addictions and Homelessness	-	36	358		394
Indigenous Reconciliation and Northern Relations	39	-	(39)		-
Indigenous and Economic Development	-	-	10		10
Justice	813	42	1		856
Labour and Immigration	32	-	1		33
Mental Health and Community Wellness	439	-	(439)		-
Municipal and Northern Relations	420	81	24		525
Natural Resources and Northern Development	156	-	(156)		-
Public Service Commission	29	10	1		40
Seniors and Long-Term Care	93	-	(93)		-
Sport, Culture, Heritage and Tourism	95	63	5		163
Transportation and Infrastructure	550	79	1		630
Enabling Appropriations	989	(855)	-		134
Emergency Expenditures	100	-	-		100
Tax Credits	150	-	-		150
Debt Servicing	1,288	-	-	863	2,151
<b>Total Expenses</b>	<b>21,877</b>	<b>-</b>	<b>-</b>	<b>863</b>	<b>22,740</b>
<b>OPERATING SURPLUS (DEFICIT) FOR THE YEAR</b>	<b>(363)</b>	<b>-</b>	<b>-</b>	<b>-</b>	<b>(363)</b>

Note a: In addition to government ministries, separate "service headings" exist to provide expenditure authority for programs that are delivered by a number of ministries, where it is desirable to know the total amount allocated to the program, or where the allocation to various ministries is not known at the time of printing the budget. In some cases funding is allocated, as required, from Enabling Appropriations to ministries by the Minister of Finance under authority granted by section 33 of The Financial Administration Act. This restatement has no impact to the total budgeted revenue, expenses and operating surplus/(deficit).

Note b: On October 18, 2023, the Province announced organizational changes that resulted in transfers of certain functions between departments. This restatement has no impact to the total budgeted revenue, expenses and operating surplus/(deficit).

Note c: An accounting presentation change for the debt servicing recoveries from Manitoba Hydro has resulted in an \$863 million restatement in revenue and expenses compared to the amount presented as part of the Summary Budget in March 2023. The presentation change has no impact to the operating surplus/(deficit).

# Information Provided Under Statutory Requirement

---

For the year ended March 31, 2024

---

## **INFORMATION PROVIDED UNDER STATUTORY REQUIREMENT**

### **TABLE OF CONTENTS**

#### **Under the Financial Administration Act:**

Rainy Day Fund Statement of Transfers and Account Balance – Auditor’s Report	123
Rainy Day Fund Statement of Transfers and Account Balance	127
Rainy Day Fund Schedule of Supplementary information	128
Statement of the Total Amount of Debt or Obligation due His Majesty Written Off in Whole or in Part	129
Statement of Special Warrants of Her Honour The Lieutenant -Governor of Manitoba	130
Explanatory Comments Regarding Special Warrants as Shown on the Statement of Special Warrants	131
Statement of the Claims Settled	132
Statement of Expenditures Related to Capital and Future Contract Commitments	133
Statement of Revenue and Expense Related to Roadway and Municipal Infrastructure	135
Report on Transfer Between Operating Expenditure Appropriations within Department	136
Report on Transfer Between Capital Expenditures	137
Statement of Debt	138

#### **Under the Fiscal Responsibility Report:**

Statement of Calculation of Surplus or Deficit Under The Fiscal Responsibility and Taxpayer Protection Act	139
--	-----

#### **Under the Health Services Insurance Act:**

Statement of Health Services Insurance Plan – Auditor’s Report	141
Statement of Expenditures for Hospital, Medical, and Other Health Services Under The Manitoba Health Services Insurance Plan	143

#### **Under the Legislative Assembly Act:**

Report of Income from Crown Agencies	144
Northern Affairs Fund	145



## INDEPENDENT AUDITOR'S REPORT

To the Legislative Assembly of the Province of Manitoba

### ***Opinion***

We have audited the accompanying Fiscal Stabilization Account “Rainy Day Fund” Statement of Transfers and Account Balance of the Province of Manitoba (“the Province”) for the year ended March 31, 2024 (“the statement”).

In our opinion, the financial information in the statement of the Province of Manitoba for the year ended March 31, 2024 is prepared, in all material respects, in accordance with Note 2 to the statement.

### ***Basis for opinion***

We conducted our audit in accordance with Canadian generally accepted auditing standards. Our responsibilities under those standards are further described in the Auditor’s Responsibilities for the Audit of the Statement section of our report. We are independent of the Province in accordance with the ethical requirements in Canada that are relevant to our audit of the statement, and we have fulfilled our other ethical responsibilities in accordance with these requirements. We believe that the audit evidence we have obtained is sufficient and appropriate to provide a basis for our opinion.

### ***Emphasis of matter - basis of accounting***

We draw attention to Note 2 to the statement, which describes the basis of accounting. The statement is prepared to assist the Province to meet the requirements of Section 65(1)(b) of *The Financial Administration Act*. As a result, the statement may not be suitable for another purpose. Our opinion is not modified in respect of this matter.

### ***Other matter – supplementary information***

We draw attention to the fact that the supplementary information included in The Schedule of Supplementary Information does not form part of the financial statements. We have not audited or reviewed this supplementary information and, accordingly, we do not express an opinion, a review conclusion or any other form of assurance on this supplementary information.

### ***Other information***

Management is responsible for the other information. The other information comprises the information included in the Province of Manitoba Annual Report and Public Accounts (“annual report”), but does not include the statement and our auditor’s report thereon.

Our opinion on the statement does not cover the other information and we do not express any form of assurance conclusion thereon.

In connection with our audit of the statement, our responsibility is to read the other information identified above and, in doing so, consider whether the other information is materially inconsistent with the statement or our knowledge obtained in the audit, or otherwise appears to be materially misstated.

We obtained the annual report prior to the date of this auditor’s report. If, based on the work we have performed on the other information that we obtained prior to the date of this auditor’s report, we conclude that there is a material misstatement of this other information, we are required to report that fact. We have nothing to report in this regard.

### ***Responsibilities of management and those charged with governance for the statement***

Management is responsible for the preparation of this statement in accordance with Note 2, and for such internal control as management determines is necessary to enable the preparation of the statement that are free from material misstatement, whether due to fraud or error.

Those charged with governance are responsible for overseeing the Province’s financial reporting process.

### ***Auditor’s responsibilities for the audit of the statement***

Our objectives are to obtain reasonable assurance about whether the statement as a whole are free from material misstatement, whether due to fraud or error, and to issue an auditor’s report that includes our opinion. Reasonable assurance is a high level of assurance, but is not a guarantee that an audit conducted in accordance with Canadian generally accepted auditing standards will always detect a material misstatement when it exists. Misstatements can arise from fraud or error and are considered material if, individually or in the aggregate, they could reasonably be expected to influence the economic decisions of users taken on the basis of this statement.

As part of an audit in accordance with Canadian generally accepted auditing standards, we exercise professional judgment and maintain professional skepticism throughout the audit. We also:

- Identify and assess the risks of material misstatement of the statement, whether due to fraud or error, design and perform audit procedures responsive to those risks, and obtain audit evidence that is sufficient and appropriate to provide a basis for our opinion. The risk of not detecting a material misstatement resulting from fraud is higher than for one resulting from error, as fraud may involve collusion, forgery, intentional omissions, misrepresentations, or the override of internal control.
- Obtain an understanding of internal control relevant to the audit in order to design audit procedures that are appropriate in the circumstances, but not for the purpose of expressing an opinion on the effectiveness of the Province's internal control.
- Evaluate the appropriateness of accounting policies used and the reasonableness of accounting estimates and related disclosures made by management.

We communicate with those charged with governance regarding, among other matters, the planned scope and timing of the audit and significant audit findings, including any significant deficiencies in internal control that we identify during our audit.

*Original signed by*

Winnipeg, Manitoba  
September 25, 2024

Tyson Shtykalo, FCPA, FCA  
Auditor General





# RAINY DAY FUND\*

## STATEMENT OF TRANSFERS AND ACCOUNT BALANCE

For the Year Ended March 31, 2024

	(\$ thousands)	
	2024	2023
Transfer to Core Government operations	-	-
Account Balance, beginning of year	<u>585,000</u>	<u>585,000</u>
<b>Account Balance, end of year</b>	<u><b>585,000</b></u>	<u><b>585,000</b></u>

### Notes:

1. The Fiscal Stabilization Account is also known and commonly referred to as the Rainy Day Fund. The Fiscal Stabilization Account was established under the authority of subsection 26.1(1) of The Financial Administration Act. The Fiscal Stabilization Fund established under The Fiscal Stabilization Fund Act is continued as the Fiscal Stabilization Account. The legislated purpose of the Account is to assist in stabilizing the fiscal position by supporting core government operations in a fiscal year or to repay debt. Under subsection 26.1(3) the Minister of Finance, with the approval of the Lieutenant Governor in Council, may deposit in the Account any part of the revenue or other financial assets received in the core government in any fiscal year. Under subsection 26.1(4), the Minister of Finance may, with the approval of the Lieutenant Governor in Council, transfer all or part of the Account balance to the core government.
2. Transactions in the Fiscal Stabilization Account are accounted for on an accrual basis and reflect the transfers made under Section 26.1(3) and 26.1(4) of The Financial Administration Act. Transfers are determined by the Minister of Finance and are authorized with an Order in Council. The report on these transactions is made in accordance with Section 65(1)(b) of The Financial Administration Act.
3. Subsection 26.1(2) of The Financial Administration Act stipulates that the Minister of Finance shall make every effort to ensure that the balance of the Account at the end of each fiscal year is at least 5% of the core government expenditures for that year.

\* Refers to the Fiscal Stabilization Account established under The Fiscal Stabilization Fund Act

# RAINY DAY FUND\*

## SCHEDULE OF SUPPLEMENTARY INFORMATION

### (UNAUDITED)

For the Year Ended March 31, 2024

	(\$ thousands)	
	2024	2023
Account Balance, beginning of year	585,000	585,000
- Transfer to Core Government	<u>-</u>	<u>-</u>
Account Balance, end of year	<u><u>585,000</u></u>	<u><u>585,000</u></u>

\* Refers to the Fiscal Stabilization Account established under The Fiscal Stabilization Fund Act

# STATEMENT OF THE TOTAL AMOUNT OF DEBT OR OBLIGATION DUE HIS MAJESTY WRITTEN OFF IN WHOLE OR IN PART

As Required by Section 24B of The Financial Administration Act  
For the Year Ended March 31, 2024

	\$
<b>ADVANCED EDUCATION AND TRAINING (XLIV)</b>	
Accounts Receivable.....	193,523
<b>AGRICULTURE (III)</b>	
Accounts Receivable.....	252,482
<b>ECONOMIC DEVELOPMENT, INVESTMENT, TRADE AND NATURAL RESOURCES (X)</b>	
Accounts Receivable.....	2,582,233
<b>ENVIRONMENT AND CLIMATE CHANGE (XII)</b>	
Accounts Receivable.....	33,708
<b>FINANCE (VII)</b>	
Accounts Receivable.....	2,303,577
	<u>5,365,523</u>

# STATEMENT OF SPECIAL WARRANTS OF HER HONOUR THE LIEUTENANT-GOVERNOR OF MANITOBA

As Required by Section 32(1) of The Financial Administration Act  
Issued Relative to the Year Ended March 31, 2024

<b>OPERATING EXPENSES - PART A</b>			<b>\$</b>
<b>HEALTH, SENIORS AND LONG-TERM CARE (XXI)</b>			
February 21, 2024	21.7	Funding to Health Authorities.....	467,007,000
February 21, 2024	21.8	Provincial Health Services.....	1,000,000
February 21, 2024	21.9	Medical.....	118,953,000
February 21, 2024	21.10	Pharmacare.....	10,040,000
February 21, 2024	21.11	Costs Related to Capital Assets of Other Reporting Entities.....	3,000,000
Operating Expenses Total - Part A			<u>600,000,000</u>
 <b>LOANS AND GUARANTEES - PART C</b>			
<b>ADVANCED EDUCATION AND TRAINING (XLIV)</b>			
February 21, 2024	44.4	Manitoba Student Aid.....	10,000,000
Loans and Guarantees Total - Part C			<u>10,000,000</u>
 <b>OTHER REPORTING ENTITIES CAPITAL INVESTMENT - PART D</b>			
<b>HEALTH, SENIORS AND LONG-TERM CARE (XXI)</b>			
February 21, 2024	21.13	Other Reporting Entities Capital Investment.....	100,000,000
Other Reporting Entities Capital Investment Total - Part D			<u>100,000,000</u>
Total Special Warrants.....			<u><u>710,000,000</u></u>

# EXPLANATORY COMMENTS REGARDING SPECIAL WARRANTS AS SHOWN ON THE STATEMENT OF SPECIAL WARRANTS

For the Year Ended March 31, 2024

Special Warrants amounting to \$710,000,000 were issued during the year ended March 31, 2024.

## OPERATING EXPENSES - PART A

### DEPARTMENT OF HEALTH, SENIORS AND LONG-TERM CARE (XXI)

To provide additional funding for higher than anticipated operating costs for acute care services.....	467,007,000
To provide additional funding for higher than anticipated operating costs for blood transfusion services .....	1,000,000
To provide additional funding for higher than anticipated costs for Medical.....	118,953,000
To provide additional funding for higher than anticipated operating costs for Pharmacare drug programs.....	10,040,000
To provide additional funding for higher interest costs for capital assets of other reporting entities .....	3,000,000
Operating Expenses Total - Part A	<u>600,000,000</u>

## LOANS AND GUARANTEES - PART C

### DEPARTMENT OF ADVANCED EDUCATION AND TRAINING (XLIV)

To provide additional loan authority for Manitoba Student Aid.....	10,000,000
Loans and Guarantees Total - Part C	<u>10,000,000</u>

## OTHER REPORTING ENTITIES CAPITAL INVESTMENT - PART D

### DEPARTMENT OF HEALTH, SENIORS AND LONG-TERM CARE (XXI)

To provide additional funding for the development or enhancement of strategic infrastructure, equipment and information technology systems.....	100,000,000
Other Reporting Entities Capital Investment Total - Part D	<u>100,000,000</u>

Special Warrants Total..... 710,000,000

# STATEMENT OF THE CLAIMS SETTLED

As Required by Section 41(7) of The Financial Administration Act  
For the Year Ended March 31, 2024

	\$
Advanced Education and Training (XLIV).....	20,768,323
Education and Early Childhood Learning (XVI).....	3,430
Environment and Climate Change (XII).....	19,380
Municipal and Northern Relations (XIII).....	7,413
Families (IX).....	7,620,897
Justice (IV).....	18,323
Transportation and Infrastructure (XV).....	250,000
	<u>28,687,766</u>

# STATEMENT OF EXPENDITURES RELATED TO CAPITAL AND FUTURE CONTRACT COMMITMENTS

As Required by Section 45(3) of The Financial Administration Act  
For the Year Ended March 31, 2024

DEPARTMENT	FUTURE COMMITMENT \$
<b>LEGISLATIVE ASSEMBLY (I)</b>	
Service contracts.....	677,999
Acquisition or construction of capital.....	3,119,084
	<u>3,797,083</u>
<b>ADVANCED EDUCATION AND TRAINING (XLIV)</b>	
Service contracts .....	1,394,392
	<u>1,394,392</u>
<b>AGRICULTURE (III)</b>	
Service contracts.....	2,415,630
	<u>2,415,630</u>
<b>CONSUMER PROTECTION AND GOVERNMENT SERVICES (VIII)</b>	
Service contracts.....	77,570,002
Acquisition or construction of capital .....	15,153,282
Other.....	19,605,390
	<u>112,328,674</u>
<b>ENVIRONMENT AND CLIMATE CHANGE (XII)</b>	
Service contracts.....	26,051,752
Acquisition or construction of capital .....	4,998,740
	<u>31,050,492</u>
<b>ECONOMIC DEVELOPMENT, INVESTMENT, TRADE AND NATURAL RESOURCES (X)</b>	
Service contracts.....	4,534,491
Other.....	275,900
	<u>4,810,391</u>
<b>EDUCATION AND EARLY CHILDHOOD LEARNING (XVI)</b>	
Service contracts.....	2,110,345
	<u>2,110,345</u>
<b>FAMILIES (IX)</b>	
Service contracts.....	125,791,284
Rental of capital assets.....	297,380
	<u>126,088,664</u>
<b>FINANCE (VII)</b>	
Service contracts.....	228,480
	<u>228,480</u>
<b>HEALTH, SENIORS, AND LONG-TERM CARE (XXI)</b>	
Service contracts.....	75,489,793
	<u>75,489,793</u>
<b>INDIGENOUS ECONOMIC DEVELOPMENT (XX)</b>	
Service contracts.....	5,912,984
	<u>5,912,984</u>

# STATEMENT OF EXPENDITURES RELATED TO CAPITAL AND FUTURE CONTRACT COMMITMENTS (cont'd)

As Required by Section 45(3) of The Financial Administration Act  
For the Year Ended March 31, 2024

<b>DEPARTMENT</b>	<b>FUTURE COMMITMENT</b>
	\$
<b>JUSTICE (IV)</b>	
Service contracts.....	8,992,200
Acquisition or construction of capital .....	766,490
	<u>9,758,690</u>
<b>MUNICIPAL AND NORTHERN RELATIONS (XIII)</b>	
Rental of capital assets.....	25,000
Acquisition or construction of capital .....	77,000
	<u>102,000</u>
<b>SPORT, CULTURE, HERITAGE AND TOURISM (XIV)</b>	
Other.....	2,055,000
	<u>2,055,000</u>
<b>TRANSPORTATION AND INFRASTRUCTURE (XV)</b>	
Acquisition or construction of capital .....	273,488,831
	<u>273,488,831</u>
<b>Totals</b>	
Service contracts.....	331,169,352
Rental of capital assets.....	322,380
Acquisition or construction of capital .....	297,603,427
Other.....	21,936,290
TOTAL	<u><u>651,031,449</u></u>

NOTE: The Appropriation Act, 2023 authorizes the Government to commit to expenditures up to an amount not exceeding \$2,000,000,000 for the purpose of ensuring completion of projects or fulfilling contracts initiated in the year ended March 31, 2024. Any expenditures so committed must be included in the estimates of the fiscal year in which the expenditure is to be made or incurred.



# STATEMENT OF REVENUE AND EXPENSE RELATED TO ROADWAY AND MUNICIPAL INFRASTRUCTURE

As Required by Section 67.1(2) of The Financial Administration Act  
For the Year Ended March 31, 2024

	<u>2024</u>	<u>2023</u>
	\$	\$
<b>REVENUE</b>		
Net Gasoline and Motive Fuel Tax - Note 1.....	237,818,146	322,564,402
	<u>237,818,146</u>	<u>322,564,402</u>
Less: Tax attributed to aircrafts and locomotives.....	16,685,720	15,401,538
<b>TOTAL REVENUE</b>	<u>221,132,426</u>	<u>307,162,864</u>
<b>EXPENSES</b>		
Highways and Transportation Programs	5,309,602	4,068,034
<b>Construction and Maintenance</b>		
Maintenance and preservation of provincial trunk highways, provincial roads and related projects.....	176,835,581	174,140,098
Winter roads.....	10,549,756	9,932,624
Infrastructure assets - provincial roads and highways.....	260,515,939	248,956,035
Road construction and maintenance.....	447,901,276	433,028,757
General assets - road related.....	3,732,202	3,609,890
Other construction and maintenance.....	3,732,202	3,609,890
Total Construction and Maintenance.....	451,633,478	436,638,647
<b>TOTAL EXPENSES</b>	<u>456,943,080</u>	<u>440,706,681</u>
<b>NET RESULT FOR THE YEAR</b>	<u>(235,810,654)</u>	<u>(133,543,817)</u>

Note 1: Amount refers to proceeds of tax paid into the Consolidated Fund, net of authorized refunds.

# REPORT ON TRANSFER BETWEEN OPERATING EXPENDITURE APPROPRIATIONS WITHIN DEPARTMENT

As Required by Section 34.1(3) of The Financial Administration Act  
Issued Relative to the Year Ended March 31, 2024

## TRANSFER BETWEEN OPERATING EXPENDITURE APPROPRIATIONS WITHIN DEPARTMENT

The net effect of all transfers, as reported to the Minister of Finance pursuant to Section 34.1(3) of The Financial Administration Act, are as follows:

	\$
Net effect of all transfers for the year ended March 31, 2024	<u><u>NIL</u></u>

# REPORT ON TRANSFER BETWEEN CAPITAL EXPENDITURES

As Required by Section 8(4) of the Appropriation Act, 2023

Issued Relative to the Year Ended March 31, 2024

## TRANSFER BETWEEN CAPITAL EXPENDITURES

The net effect of all transfers, as reported to the Minister of Finance pursuant to Section 8(4) of the Appropriation Act, are as follows:

	\$
Part B - Capital Investment	
Transportation and Infrastructure	(82)
Part D - Other Reporting Entities Capital Investment	
Health, Seniors and Long-Term Care	146
Education and Early Childhood Learning	<u>(64)</u>
Net effect of all transfers for the year ended March 31, 2024	<u><u>-</u></u>

## STATEMENT OF DEBT

As Required by Section 65(1) of the Financial Administration Act  
As at the Year Ended March 31, 2024

	(\$ millions)
	2023/24 Actual
The debt of the government reporting entity excluding Manitoba Hydro	36,214
The Province of Manitoba Guarantees (excluding Manitoba Hydro)	103
Less: amounts borrowed to refinance existing debt	<u>(2,700)</u>
subtotal	<u>33,617</u>
Borrowing Authority Limit of the government reporting entity excluding Manitoba Hydro	<u>44,000</u>
Available authority as at March 31, 2024	<u><u>10,383</u></u>
The debt of Manitoba Hydro	24,398
Manitoba Hydro Guarantees	387
subtotal	<u>24,785</u>
Borrowing Authority Limit of Manitoba Hydro	<u>29,300</u>
Available authority as at March 31, 2024	<u><u>4,515</u></u>

# STATEMENT OF CALCULATION OF SURPLUS OR DEFICIT UNDER THE FISCAL RESPONSIBILITY AND TAXPAYER PROTECTION ACT

(Unaudited)

For the Year Ended March 31, 2024

	(\$ millions)		
	Budget	2024	2023 Restated
Revenue	22,377	21,792	22,258
Expenses	22,740	23,763	21,885
Operating Surplus (Deficit)	<u>(363)</u>	<u>(1,971)</u>	<u>373</u>
Less adjustments:			
1) Manitoba Hydro Net Result	(450)	172	(638)
<b>Deficit balance for the purposes of The Fiscal Responsibility and Taxpayer Protection Act</b>	<b><u>(813)</u></b>	<b><u>(1,799)</u></b>	<b><u>(265)</u></b>
Baseline Deficit*	<b><u>(1,516)</u></b>	<b><u>(1,516)</u></b>	<b><u>(1,516)</u></b>
* Baseline Deficit, March 31, 2023	(1,516)		
Annual Reduction	-		
<b>Baseline Deficit, March 31, 2024</b>	<b><u>(1,516)</u></b>		

**NOTE 1:** The Fiscal Responsibility and Taxpayer Protection Act requires the government not to incur a deficit greater than the baseline amount and penalizes ministers by reducing their salaries if this requirement is not met. Amendments to the Act received Royal Assent on May 20, 2021 that reset the baseline amount to be the deficit calculated in accordance with provisions of the Act for fiscal year 2021. In subsequent years, the baseline amount is reduced by 1/8 of the 2020/21 deficit. For the fiscal year 2024, the baseline amount is \$1,516-million.

**NOTE 2:** The Act requires the government to withhold 20% of the ministerial salaries. This percentage will increase to 40 per cent if the government has a deficit exceeding the baseline amount for two consecutive years. The withheld amounts will be paid back to the ministers if there is no deficit incurred or if the deficit is below the baseline amount by 1/8 of the 2020/21 deficit or more. For other deficits less than the baseline amount, the repayment amount will be prorated.

# STATEMENT OF CALCULATION OF SURPLUS OR DEFICIT UNDER THE FISCAL RESPONSIBILITY AND TAXPAYER PROTECTION ACT (cont'd)

(Unaudited)

For the Year Ended March 31, 2024

	<b>Amount of Salaries Withheld</b>	<b>Salary Reduction</b>	<b>Amount Paid Back in 2024</b>
Stefanson, Hon. H.	\$9,810	\$9,810	-
Clarke, Hon. E.	\$6,409	\$6,409	-
Cullen, Hon. C.	\$6,409	\$6,409	-
Ewasko, Hon. W.	\$6,409	\$6,409	-
Goertzen, Hon. K.	\$6,409	\$6,409	-
Gordon, Hon. A.	\$6,409	\$6,409	-
Guillemard, Hon. S.	\$6,409	\$6,409	-
Johnson, Hon. D.	\$6,409	\$6,409	-
Johnston, Hon. S.	\$6,409	\$6,409	-
Khan, Hon. I.	\$6,409	\$6,409	-
Klein, Hon. K.	\$6,409	\$6,409	-
Morley-Lecomte, Hon. J.	\$6,409	\$6,409	-
Nesbitt, Hon. G.	\$6,409	\$6,409	-
Piwniuk, Hon. D.	\$6,409	\$6,409	-
Reyes, Hon. J.	\$6,409	\$6,409	-
Smith, Hon. A.	\$6,409	\$6,409	-
Squires, Hon. R.	\$6,409	\$6,409	-
Teitsma, Hon. J.	\$6,409	\$6,409	-
Wharton, Hon. J.	\$6,409	\$6,409	-
	<u>\$ 125,172</u>	<u>\$ 125,172</u>	<u>-</u>



## INDEPENDENT AUDITOR'S REPORT

To the Legislative Assembly of the Province of Manitoba  
To the Minister of Health

### ***Opinion***

We have audited the Statement of Expenditures for Hospital, Medical, and Other Health Services under the Manitoba Health Services Insurance Plan ("the Plan") for the year ended March 31, 2024 ("the financial statement").

In our opinion, the financial information in the financial statement of the Plan for the year ended March 31, 2024 is prepared, in all material respects, in accordance with Section 6(1) of *The Health Services Insurance Act*.

### ***Basis for opinion***

We conducted our audit in accordance with Canadian generally accepted auditing standards. Our responsibilities under those standards are further described in the *Auditor's Responsibilities for the Audit of the Financial Statement* section of our report. We are independent of the Plan in accordance with the ethical requirements in Canada that are relevant to our audit of the financial statement, and we have fulfilled our other ethical responsibilities in accordance with these requirements. We believe that the audit evidence we have obtained is sufficient and appropriate to provide a basis for our opinion.

### **Emphasis of matter: basis of accounting**

We draw attention to the financial statement, which describes the basis of accounting. The financial statement is prepared to assist the Plan to meet the requirements of Section 6(1) of *The Health Services Insurance Act*. As a result, the financial statement may not be suitable for another purpose. Our opinion is not modified in respect of this matter.

### ***Responsibilities of management and those charged with governance for the financial statement***

Management is responsible for the preparation of this financial statement in accordance with Section 6(1) of *The Health Services Insurance Act*, and for such internal control as management determines is necessary to enable the preparation of the financial statement that is free from material misstatement, whether due to fraud or error.

Those charged with governance are responsible for overseeing the Plan's financial reporting process.

### ***Auditor's responsibilities for the audit of the financial statement***

Our objectives are to obtain reasonable assurance about whether the financial statement as a whole is free from material misstatement, whether due to fraud or error, and to issue an auditor's report that includes our opinion. Reasonable assurance is a high level of assurance, but is not a guarantee that an audit conducted in accordance with Canadian generally accepted auditing standards will always detect a material misstatement when it exists. Misstatements can arise from fraud or error and are considered material if, individually or in the aggregate, they could reasonably be expected to influence the economic decisions of users taken on the basis of this financial statement.

As part of an audit in accordance with Canadian generally accepted auditing standards, we exercise professional judgment and maintain professional skepticism throughout the audit. We also:

- Identify and assess the risks of material misstatement of the financial statement, whether due to fraud or error, design and perform audit procedures responsive to those risks, and obtain audit evidence that is sufficient and appropriate to provide a basis for our opinion. The risk of not detecting a material misstatement resulting from fraud is higher than for one resulting from error, as fraud may involve collusion, forgery, intentional omissions, misrepresentations, or the override of internal control.
- Obtain an understanding of internal control relevant to the audit in order to design audit procedures that are appropriate in the circumstances, but not for the purpose of expressing an opinion on the effectiveness of the Plan's internal control.
- Evaluate the appropriateness of accounting policies used and the reasonableness of accounting estimates and related disclosures made by management.

We communicate with those charged with governance regarding, among other matters, the planned scope and timing of the audit and significant audit findings, including any significant deficiencies in internal control that we identify during our audit.

***"Original signed by"***

Winnipeg, Manitoba  
September 23, 2024

Tyson Shtykalo, FCPA, FCA  
Auditor General



# STATEMENT OF EXPENDITURES FOR HOSPITAL, MEDICAL, AND OTHER HEALTH SERVICES UNDER THE MANITOBA HEALTH SERVICES INSURANCE PLAN

As required by section 6(1) of the Health Services Insurance Act  
For the Year Ended March 31, 2024

	<b>2024</b>	2023
Hospital Services	<b>\$4,131,729,102</b>	\$3,910,085,395
Medical Services	<b>1,876,994,322</b>	1,571,404,556
Other Health Services	<b>56,936,946</b>	50,807,952

The table above summarizes all expenses incurred for services received and are recognized at a gross amount on an accrual basis under the Manitoba Health Services Insurance Plan during the fiscal year.

Grants paid to the Health Authorities are recognized as expenses in the period the transfer is authorized, any eligibility criteria are met, and the amount can be reasonably estimated.

Hospital service payments include services that an insured person is entitled under the Plan to receive at any hospital, surgical facility or personal care home without payment except for any authorized charges that he or she may be liable to pay are:

- in-patient services and out-patient services in a hospital and out-patient services in a surgical facility
- such services in a hospital as may be specified in the regulations as being additional hospital services that an insured person is entitled to receive under the Plan
- subject to any special waiting period in respect of personal care prescribed in the regulations, and subject to meeting the admission requirements for the personal care home personal care provided in premises designated as personal care homes

Medical service payments include all services rendered by a medical practitioner that are medically required but does not include services excepted by the regulations.

Other health service payments include chiropractic, optometric, or midwifery services, or to services provided in hospitals by certified oral surgeons, or to the provision of prosthetic orthotic devices, or to any or all of those services.

# REPORT OF INCOME FROM CROWN AGENCIES

As Required by Section 52.27.1(1) of The Legislative Assembly Act  
Issued Relative to the Year Ended March 31, 2024

## PAYMENTS TO MLAs FROM CROWN AGENCIES

The reported amounts do not include remuneration or expenses received by the MLAs during the fiscal year for duties performed as a board member of a Crown agency. These amounts, as reported to the Minister of Finance pursuant to Section 52.27.1(1) of The Legislative Assembly Act, are as follows:

	\$
Amounts issued for the year ended March 31, 2024	<u><u>NIL</u></u>



**Municipal and Northern Relations**

Executive Financial Officer / Assistant Deputy Minister's Office  
300 – 213 Notre Dame Ave. Winnipeg, Manitoba R3B 1N3  
Telephone: 204-805-0748

June 3, 2024

**NORTHERN AFFAIRS FUND**

**MANAGEMENT REPORT**

The accompanying financial statements are the responsibility of management and have been prepared in accordance with the Canadian public sector accounting standards as stated in the notes to the financial statements. In management's opinion, the financial statements have been properly prepared within reasonable limits of materiality, incorporating management's best judgement regarding all necessary estimates and all other data available.

Management maintains internal controls to provide reasonable assurance that the financial information is reliable and accurate, and that the assets of the Fund are properly safeguarded.

The responsibility of the Auditor General for Manitoba is to express an independent professional opinion as to whether the financial statements are presented fairly in all material respects.

The Executive Financial Officer has reviewed and approved these financial statements.

On Behalf of Management

"Original Signed By"

Mike Sosiak  
Assistant Deputy Minister / Executive Financial Officer  
Manitoba Municipal and Northern Relations





## INDEPENDENT AUDITOR'S REPORT

To the Minister of Indigenous Reconciliation and Northern Relations  
To the Legislative Assembly of Manitoba

### ***Opinion***

We have audited the financial statements of Northern Affairs Fund, which comprise the statement of financial position as at March 31, 2020, and the statement of operations and accumulated surplus/deficit, statement of change in net financial assets/net debt, statement of cash flows for the year then ended, and notes to the financial statements, including a summary of significant accounting policies.

In our opinion, the accompanying financial statements present fairly, in all material respects, the financial position of Northern Affairs Fund as at March 31, 2020, and the results of its operations, changes in its net debt, and its cash flows for the year then ended in accordance with Canadian public sector accounting standards (PSAS).

### ***Basis for Opinion***

We conducted our audit in accordance with Canadian generally accepted auditing standards. Our responsibilities under those standards are further described in the *Auditor's Responsibilities for the Audit of the Financial Statements* section of our report. We are independent of Northern Affairs Fund in accordance with the ethical requirements that are relevant to our audit of the financial statements in Canada that are relevant to our audit of the financial statements, and we have fulfilled our other ethical responsibilities in accordance with these requirements. We believe that the audit evidence we have obtained is sufficient and appropriate to provide a basis for our opinion.

### ***Responsibilities of Management and Those Charged with Governance for the Financial Statements***

Management is responsible for the preparation and fair presentation of the financial statements in accordance with PSAS, and for such internal control as management determines is necessary to enable the preparation of financial statements that are free from material misstatement, whether due to fraud or error.

In preparing the financial statements, management is responsible for assessing Northern Affairs Fund's ability to continue as a going concern, disclosing, as applicable, matters related to going concern and using the going concern basis of accounting unless an intention exists to liquidate Northern Affairs Fund or to cease operations, or there is no realistic alternative but to do so.

Those charged with governance are responsible for overseeing Northern Affairs Fund's financial reporting process.



---

### ***Auditor's Responsibilities for the Audit of the Financial Statements***

Our objectives are to obtain reasonable assurance about whether the financial statements as a whole are free from material misstatement, whether due to fraud or error, and to issue an auditor's report that includes our opinion. Reasonable assurance is a high level of assurance, but is not a guarantee that an audit conducted in accordance with Canadian generally accepted auditing standards will always detect a material misstatement when it exists. Misstatements can arise from fraud or error and are considered material if, individually or in the aggregate, they could reasonably be expected to influence the economic decisions of users taken on the basis of these financial statements.

As part of an audit in accordance with Canadian generally accepted auditing standards, we exercise professional judgment and maintain professional skepticism throughout the audit. We also:

- Identify and assess the risks of material misstatement of the financial statements, whether due to fraud or error, design and perform audit procedures responsive to those risks, and obtain audit evidence that is sufficient and appropriate to provide a basis for our opinion. The risk of not detecting a material misstatement resulting from fraud is higher than for one resulting from error, as fraud may involve collusion, forgery, intentional omissions, misrepresentations, or the override of internal control.
- Obtain an understanding of internal control relevant to the audit in order to design audit procedures that are appropriate in the circumstances, but not for the purpose of expressing an opinion on the effectiveness of Northern Affairs Fund's internal control.
- Evaluate the appropriateness of accounting policies used and the reasonableness of accounting estimates and related disclosures made by management.
- Conclude on the appropriateness of management's use of the going concern basis of accounting and, based on the audit evidence obtained, whether a material uncertainty exists related to events or conditions that may cast significant doubt on Northern Affairs Fund's ability to continue as a going concern. If we conclude that a material uncertainty exists, we are required to draw attention in our auditor's report to the related disclosures in the financial statements or, if such disclosures are inadequate, to modify our opinion. Our conclusions are based on the audit evidence obtained up to the date of our auditor's report.
- Evaluate the overall presentation, structure, and content of the financial statements, including the disclosures, and whether the financial statements represent the underlying transactions and events in a manner that achieves fair presentation.

We communicate with those charged with governance regarding, among other matters, Northern Affairs Fund's scope and timing of the audit and significant audit findings, including any significant deficiencies in internal control that we identify during our audit.

"Original signed by"

Office of the Auditor General  
Winnipeg, Manitoba  
June 3, 2024

# NORTHERN AFFAIRS FUND

## STATEMENT OF FINANCIAL POSITION

As at March 31, 2020

	2020	2019
<b>Financial Assets</b>		
Cash and cash equivalents (Note 3)	\$ 13,861,554	\$ 13,497,728
Accounts receivable (Notes 4, 5, 10)	3,028,840	2,162,700
<b>Total Financial Assets</b>	<b>16,890,394</b>	<b>15,660,428</b>
<b>Liabilities</b>		
Deferred Revenue (Note 16)	1,624,686	720,779
Accounts payable (Notes 6, 10)	1,456,443	2,487,616
Loans payable (Note 7)	-	25,823,703
<b>Total Liabilities</b>	<b>3,081,129</b>	<b>29,032,098</b>
<b>Net Financial Assets/(Liabilities)</b>	<b>13,809,265</b>	<b>(13,371,670)</b>
<b>Non-Financial Assets</b>		
Construction in progress (Note 8)	741,384	627,275
<b>Total Non-Financial Assets</b>	<b>741,384</b>	<b>627,275</b>
<b>Accumulated Surplus/(Deficit)</b>	<b>\$ 14,550,649</b>	<b>\$ (12,744,395)</b>

The accompanying notes are an integral part of these financial statements.

# NORTHERN AFFAIRS FUND

## STATEMENT OF OPERATIONS AND ACCUMULATED SURPLUS/(DEFICIT)

For the Year Ended March 31, 2020

	2020	2019
<b>Revenues (Sch 1, SPF)</b>		
Indigenous and Northern Communities	\$ 41,727,122	\$ 14,215,135
Cottage Administration Fees	31,855	31,274
Indigenous and Northern Affairs	595,197	579,861
Municipal Relations	2,917,574	2,892,230
Department of Families	30,400	15,200
Federal Gas Tax	974,758	544,398
Cottage Subdivision Funds	633,141	641,329
Specific Purpose - Various	156,112	170,917
Tax Revenue (Sch 2, NTRA)	2,553,141	2,578,743
<b>Total Revenue</b>	<b>49,619,300</b>	<b>21,669,087</b>
<b>Expenses (Sch 1, SPF)</b>		
Indigenous and Northern Communities	14,473,679	15,253,544
Cottage Administration Fees	1,345	10,282
Indigenous and Northern Affairs	609,164	607,278
Municipal Relations	2,859,609	2,820,631
Department of Families	34,509	14,224
Federal Gas Tax	1,159,083	1,752,998
Cottage Subdivision Funds	528,575	411,431
Manitoba Hydro	1,068	48,046
Specific Purpose - Various	161,299	172,364
Tax Administered Expenses (Sch 2, NTRA)	2,495,925	2,269,575
<b>Total Expenses</b>	<b>22,324,256</b>	<b>23,360,373</b>
<b>Annual Surplus/(Deficit)</b>	<b>27,295,044</b>	<b>(1,691,286)</b>
<b>Accumulated Deficit, Beginning of Year</b>	<b>(12,744,395)</b>	<b>(11,053,109)</b>
<b>Accumulated Surplus/(Deficit), End of Year</b>	<b>\$ 14,550,649</b>	<b>\$ (12,744,395)</b>

The accompanying notes are an integral part of these financial statements.



# NORTHERN AFFAIRS FUND

## STATEMENT OF CHANGE IN NET FINANCIAL ASSETS

For the Year Ended March 31, 2020

	2020	2019
<b>Annual Surplus/(Deficit)</b>	<b>\$ 27,295,044</b>	<b>\$ (1,691,286)</b>
<b>Non-Financial Assets</b>		
New construction costs (Note 8)	690,714	489,525
Closed projects (Note 8)	(576,605)	(3,731,138)
	<b>114,109</b>	<b>(3,241,613)</b>
<b>Decrease in Net Debt</b>	<b>27,180,935</b>	<b>1,550,327</b>
<b>Net Financial Debt, Beginning of Year</b>	<b>(13,371,670)</b>	<b>(14,921,997)</b>
<b>Net Financial Assets/(Debt), End of Year</b>	<b>\$ 13,809,265</b>	<b>\$ (13,371,670)</b>

The accompanying notes are an integral part of these financial statements

# NORTHERN AFFAIRS FUND

## STATEMENT OF CASH FLOW

For the Year Ended March 31, 2020

	2020	2019
<b>Operating Activities</b>		
Annual Surplus/(Deficit)	\$ 27,295,044	\$ (1,691,286)
Change in:		
Accounts receivable	(866,140)	(25,662)
Accounts payable	(1,031,173)	(480,141)
Deferred Revenue (Note 16)	903,907	720,779
<b>Cash provided by /(used in) operating activities</b>	<b>26,301,638</b>	<b>(1,476,310)</b>
<b>Capital Activities</b>		
Increase in construction in progress	(114,109)	3,241,613
<b>Cash provided by /(used in) capital activities</b>	<b>(114,109)</b>	<b>3,241,613</b>
<b>Financing Activities</b>		
Decrease in loans payable	(25,823,703)	(2,295,536)
<b>Cash used in financial transactions</b>	<b>(25,823,703)</b>	<b>(2,295,536)</b>
<b>Increase/(Decrease) in Cash</b>	<b>363,826</b>	<b>(530,233)</b>
<b>Cash and Cash Equivalents, Beginning of Year</b>	<b>13,497,728</b>	<b>14,027,961</b>
<b>Cash and Cash Equivalents, End of Year (Note 3)</b>	<b>\$ 13,861,554</b>	<b>\$ 13,497,728</b>

### Supplemental Cash Flow Information

Interest Received	299,987	297,026
Interest Paid	980,118	1,070,296

The accompanying notes are an integral part of these financial statements.

# SCHEDULE 1

## NORTHERN AFFAIRS FUND

### SPECIFIC PURPOSE FUNDS AND ACCUMULATED SURPLUS/(DEFICIT)

For the Year Ended March 31, 2020

	Balance	Transfer from Taxation Fund Account (Note 10)	Revenue	Expense	Balance
	31-Mar-19				31-Mar-20
<b>Indigenous and Northern Communities</b>					
Community Council Funds (Note 11)	\$ (20,347,265)		\$ 39,996,562	\$ 13,559,441	\$ 6,089,856
Community Capital Support	(816,322)		1,730,560	914,238	-
	<u>(21,163,587)</u>		<u>41,727,122</u>	<u>14,473,679</u>	<u>6,089,856</u>
<b>Cottage Administration Fees</b>	<u>93,143</u>		<u>31,855</u>	<u>1,345</u>	<u>123,653</u>
<b>Indigenous and Northern Affairs</b>					
Department Revenue/Transfer Payments	-		526,640	526,640	-
RBC Payment Distribution	(106)		1,559	1,452	1
Fire Training	216,075		-	-	216,075
Sturgeon Landing Road	39,902		5,595	5,595	39,902
Community Ergonomics	19,308		-	-	19,308
Northern Ministers Development Forum	68,876		-	5,103	63,773
Workplace Safety and Health Training	1,263		-	-	1,263
Community Clerk Workshop	23,857		-	-	23,857
Water Operator Certification	17,607		-	-	17,607
Water Treatment Plant Assessments	37,564		-	-	37,564
Surveys	10,249		-	-	10,249
Resource Management Boards	67,523		-	-	67,523
Resource Management Boards Wildlife Projects	10,437		-	370	10,067
Hollow Water Waste Disposal Site	86,566		59,031	67,632	77,965
911 Emergency Services	34,810		-	-	34,810
Bluff Road	-		2,372	2,372	-
	<u>633,931</u>		<u>595,197</u>	<u>609,164</u>	<u>619,964</u>
<b>Department of Municipal Relations</b>					
General Assistance Grant	532,656		2,777,494	2,735,105	575,045
Municipal Program Grant	-		140,080	124,504	15,576
	<u>532,656</u>	<u>-</u>	<u>2,917,574</u>	<u>2,859,609</u>	<u>590,621</u>
<b>Department of Families</b>					
Building Independence Program	5,547		30,400	34,509	1,438
	<u>5,547</u>		<u>30,400</u>	<u>34,509</u>	<u>1,438</u>
<b>Federal Gas Tax</b>					
	<u>2,835,890</u>		<u>974,758</u>	<u>1,159,083</u>	<u>2,651,565</u>
<b>Cottage Subdivision Funds</b>					
Northern Affairs Levy	1,135,508		633,141	528,575	1,240,074
	<u>1,135,508</u>		<u>633,141</u>	<u>528,575</u>	<u>1,240,074</u>
<b>Manitoba Hydro</b>					
MB Hydro-Historic Resources Trust	54,142		-	1,068	53,074
SWAP 2006	7,002		-	-	7,002
	<u>61,144</u>		<u>-</u>	<u>1,068</u>	<u>60,076</u>
<b>Specific Purpose - Various</b>					
Nelson House Claims Account	514		164	-	678
Sturgeon Management Program	13,137		149,179	161,299	1,017
Northern Healthy Foods Initiative	2,583		-	-	2,583
Treaty Land Entitlement	174,863		-	-	174,863
OPCN-CUFMA Agreement	139,468		-	-	139,468
MMF Historical Research/Tripartite	51,348		-	-	51,348
Consultation Unit	23,612		-	-	23,612
Property Tax Enhancement (Note 10)	638,929	89,329	6,769	-	735,027
	<u>1,044,454</u>	<u>89,329</u>	<u>156,112</u>	<u>161,299</u>	<u>1,128,596</u>
<b>Accumulated Surplus/(Deficit)</b>	<b>\$ (14,821,314)</b>	<b>89,329</b>	<b>47,066,159</b>	<b>19,828,331</b>	<b>\$ 12,505,843</b>

The accompanying notes are an integral part of these financial statements.

# SCHEDULE 2

## NORTHERN AFFAIRS FUND

### NET TAX REVENUES ADMINISTERED AND ACCUMULATED SURPLUS

For the Year Ended March 31, 2020

	2020	2019
<b>Tax Revenues</b>		
Taxation levies	\$ 1,577,156	\$ 1,595,857
Grants in lieu of taxes	697,526	688,747
Tax penalties	210,186	224,163
Rentals - Hay and Grazing	68,173	64,246
Other	100	5,730
<b>Total Tax Revenues</b>	<b>2,553,141</b>	<b>2,578,743</b>
<b>Administered Expenses</b>		
Frontier School Division special levy	1,113,242	1,084,042
Public Schools Finance Board – education support levy	479,441	473,506
Municipal levy	627,684	435,873
Hay and Grazing leases	34,785	29,707
Department of Municipal Relations	50,221	52,701
Budgeted allowance for doubtful accounts	182,273	190,774
Other	8,279	2,972
<b>Total Administered Expenses</b>	<b>2,495,925</b>	<b>2,269,575</b>
<b>Net Tax Revenue Administered</b>	<b>57,216</b>	<b>309,168</b>
<b>Accumulated Surplus, Beginning of Year</b>	<b>2,076,919</b>	<b>1,891,979</b>
Transfer to Specific Purpose Funds Account (Note 10)	(89,329)	(124,228)
<b>Accumulated Surplus, End of Year</b>	<b>\$ 2,044,806</b>	<b>\$ 2,076,919</b>

The accompanying notes are an integral part of these financial statements.

# NORTHERN AFFAIRS FUND

## NOTES TO THE FINANCIAL STATEMENTS

For the Year Ended March 31, 2020

### 1. Purpose of the Organization

The purpose of the Northern Affairs Fund (the Fund) is to administer trust funds on behalf of the designated communities and administer the property tax system within the jurisdiction of the Department of Municipal and Northern Relations (as of the audit report date they report to the Department of Indigenous Reconciliation and Northern Relations) in compliance with *The Northern Affairs Act*.

#### a) Specific Purpose Funds Account

Used to account for all monies advanced to the Minister of Indigenous and Northern Relations to provide financial services to community councils in northern areas of Manitoba.

#### b) Taxation Fund Account

Levies property and business taxes based on real property assessments and remits the tax requirements to school divisions and The Public Schools Finance Board. Taxes collected for local purposes in the communities are remitted to the community councils when collected.

### 2. Summary of Significant Accounting Policies

#### a) Basis of Accounting

The financial statements of the Fund are prepared by management in accordance with Canadian Public Sector Accounting Standards established by the Public Sector Accounting Board (PSAB) of the Chartered Professional Accountants of Canada.

#### b) Revenues and Expenses

- I. Revenue and expenses are recognized in the period in which the transaction or events occurred. Revenue and expenses are recorded on an accrual basis, except when the accruals cannot be determined with a reasonable degree of certainty or when their estimation is impractical.
- II. Interest revenue earned on short-term deposits is recognized in the period in which the transaction occurred and recorded on an accrual basis.
- III. Tax revenues from property tax assessments, including interest & penalties on overdue payments, are recorded in the year earned and are recorded net of the education property tax credit advance. Transfers made through the tax system are recorded as an expense. Due to the timing differences between the entity's fiscal year and the tax calendar year, receivables are accrued based on the tax assessments of the subsequent tax year.

#### c) Government Transfers

Government transfers are recognized in the Fund's financial statements as expenses or revenues in the period that the events giving rise to the transfer occurred as long as the transfer is authorized, eligibility criteria, if any, have been met by the recipient, and a reasonable estimate of the amount can be made.

# NORTHERN AFFAIRS FUND

## NOTES TO THE FINANCIAL STATEMENTS

For the Year Ended March 31, 2020

### d) Construction in Progress

Construction in Progress represents purchased or constructed assets and is recorded at cost. When the asset is ready to be put into use for the community, the asset is authorized as completed and the project is closed. Subsequently the closed project/asset is transferred to the community by clearing through the Community Council Funds specific purpose account.

### e) Cash and Cash Equivalents

Cash and cash equivalents include cash and short-term deposits with maturities of three months or less from the deposit date and are held for meeting short-term commitments rather than for investing.

### f) Financial Instruments

Financial instruments are classified into one of the two measurement categories; (a) fair value; or (b) cost or amortized cost. Financial instruments including cash and cash equivalents, accounts receivable and other receivables – Province of Manitoba, accounts payable and loans payable – Province of Manitoba are recorded at cost.

Gains and losses on financial instruments measured at fair value are recorded in accumulated surplus as re-measurement gains and losses until recognized. Upon disposition of the financial instruments, the cumulative re-measurement gains and losses are reclassified to the Statement of Operations and Accumulated Deficit.

As at March 31, 2020, the Fund does not have any financial instruments measured at fair value. Gains and losses on financial instruments measured at cost or amortized cost are recognized in the Statement of Operations and Accumulated Deficit in the period the gain or loss occurs.

The Fund did not incur any re-measurement gains and losses during the year ended March 31, 2020.

### g) Allowance for Uncollectible Taxes and Grants in Lieu of Taxes

The allowance for uncollectible taxes and grants in lieu of taxes consist of tax cancellations relating to specific tax rolls and an estimate of uncollectible accounts based on the history of tax collections.

### h) Measurement Uncertainty

The preparation of financial statements requires management to make estimates and assumptions that affect the reported amounts of assets and liabilities, the disclosure of contingent assets and contingent liabilities at the date of the financial statements and the reported amount of revenues and expenses during the reporting period. Actual results could differ from management's best estimate as additional information becomes available in the future.

### i) Administrative Support

The Department of Indigenous and Northern Relations provides administrative services at no charge to the Fund. The cost of these services for the year ended March 31, 2020, is estimated to be \$ 276,110.48 (2019 \$254,239.23).

# NORTHERN AFFAIRS FUND

## NOTES TO THE FINANCIAL STATEMENTS

For the Year Ended March 31, 2020

### j) Budget

The statement of operations and accumulated surplus and the statement of change in net financial assets do not present budgeted financial results due to the nature of the Northern Affairs Fund, which administers the funds on behalf of designated communities. The Northern Affairs Fund is not an entity, but a fund account created under The Northern Affairs Act for the benefit of Northern Affairs communities. The fund does not prepare nor approve budget information to compare to the actual funding it received and the disbursement it paid for as this information is a requirement and presented in the individual Northern Affairs community's audited financial statements.

### 3. Cash and Cash Equivalents

	<u>2020</u>	<u>2019</u>
Cash – Specific Purpose Funds	\$ 9,470,455	\$ 8,675,459
Cash – Taxation Fund	100,200	100,200
Investments Payable to Communities	390,928	868,875
Cash Equivalents	3,899,971	3,853,194
	<u>\$ 13,861,554</u>	<u>\$ 13,497,728</u>

Cash equivalents are 90-day callable deposits with an interest rate in range of 1.60%-1.76% and within the Province of Manitoba trust account. Deposits are normally held to maturity, but if early withdrawal is required the interest rates are applicable up to date of withdrawal.

### 4. Accounts Receivable

	<u>2020</u>	<u>2019</u>
Accounts receivable - Province of Manitoba (Specific purpose fund)	\$ 1,074,773	\$ 155,161
Accounts receivable - Taxation Fund (Note 5)	1,953,447	1,977,735
Taxation Fund Receivable	620	29,804
	<u>\$ 3,028,840</u>	<u>\$ 2,162,700</u>

### 5. Accounts Receivable-Taxation Fund

	<u>2020</u>	<u>2019</u>
Taxes Receivable, End of year	\$ 4,002,996	\$ 3,837,237
Allowance for Doubtful Accounts	(2,091,296)	(1,909,023)
Total Net Taxes Receivable, End of Year	1,911,700	1,928,214
Other Receivables – Province of Manitoba	41,747	49,521
	<u>\$ 1,953,447</u>	<u>\$ 1,977,735</u>

### 6. Accounts Payable

	<u>2020</u>	<u>2019</u>
Accounts Payable - Specific Purpose Funds		
Accrued Liabilities	\$ 1,056,674	\$ 801,403
Interest Payable	-	816,322
Invested Community /Reserves Payable	390,928	868,875
Accounts Payable-Taxation Fund	\$8,841	1,016
	<u>\$ 1,456,443</u>	<u>\$ 2,487,616</u>

# NORTHERN AFFAIRS FUND

## NOTES TO THE FINANCIAL STATEMENTS

For the Year Ended March 31, 2020

### 7. Loans Payable

The government of Manitoba approved discontinuing the use of Loan Act borrowings for capital projects in Northern Affairs communities and increased its Capital Grants budget in operating expenditures as the funding source for these projects. The outstanding principal loan of \$24.9M was paid off in fiscal year 2019/20.

Loans from the Province of Manitoba include the following:

	<u>2020</u>	<u>2019</u>
Loan Act Balance	-	\$ 25,823,703

### 8. Construction in Progress

	<u>2020</u>	<u>2019</u>
Balance, Beginning of Year	\$ 627,275	\$ 3,868,888
New Construction Costs	690,714	489,525
Closed Projects	(576,605)	(3,731,138)
Balance, End of Year	<u>\$ 741,384</u>	<u>\$ 627,275</u>

### 9. Northern Affairs Fund – Specific Purpose Funds

The Northern Affairs Fund administers the following Specific Purpose Funds:

#### Indigenous and Northern Affairs Communities:

**Community Council Funds** – The Department of Municipal Relations provides funding to support communities in the Indigenous and Northern Affairs jurisdiction for the operation, maintenance, and construction of their municipal infrastructure.

**Community Capital Support** – The Department of Municipal Relations provides funding to satisfy principal and interest due on loans payable to the Province of Manitoba (community capital funding source). For fiscal year 2019/20 the use of Loan Act borrowings for capital projects in Northern Affairs communities was discontinued and the remaining \$24.9M principal loan was paid off by the province.

#### Cottage Administration Fees:

**Cottage Administration Fees** – A portion of funds from the cottagers' levy are set aside within the specific purpose fund to provide administrative support to cottage areas.

#### Indigenous and Northern Affairs:

**Departmental Revenue/Transfer Payments** – Revenue received from a variety of sources by the Department of Indigenous Reconciliation and Northern Relations is transferred to the consolidated fund of the Province of Manitoba.

**RBC Payment Distribution** – The Department of Municipal Relations covers the costs for electronic bank transfer services for payroll cheques for communities and programs where funds are administered in trust.



# NORTHERN AFFAIRS FUND

## NOTES TO THE FINANCIAL STATEMENTS

For the Year Ended March 31, 2020

**Fire Training** – The Department of Municipal Relations provides funding for community fire training requirements identified as a result of the Fire Program Review.

**Sturgeon Landing Road** – The Department of Municipal Relations provides funding to maintain the Sturgeon Landing Road and recovers 50% of the costs from the Saskatchewan Provincial Government.

**Community Ergonomics** – The Department of Municipal Relations funding as per Workplace Safety and Health Regulation 217/2006 to assist community councils with developing a Community Ergonomic Plan (CEP).

**Northern Ministers Development Forum** – The Department of Municipal Relations and other provincial governments provide funding for a special project on Maximizing the Economic and Social Impacts from Major Projects in the North.

**Workplace Safety and Health Training** – The Department of Municipal Relations provides funding for community workplace safety and health program training requirements.

**Community Clerk Workshop** – The Department of Municipal Relations provides funding to support training and development of the Community Administrative Officers and support staff.

**Water Operator Certification** – The Department of Municipal Relations provides funding for community water/wastewater plant operator certification.

**Water Treatment Plant Assessments** – The Department of Municipal Relations provides funding of engineering assessments on all water treatment plants within Indigenous and Northern Affairs jurisdiction to meet legislated requirements.

**Surveys** – The Department of Municipal Relations provides funding to conduct land surveys within the communities.

**Resource Management Boards** – The Department of Municipal Relations provides funding to resource management boards for land use planning activities.

**Resource Management Boards Wildlife Projects** – The Department of Municipal Relations provides funding for wildlife projects under the resource management boards for polar bear and caribou activities.

**Hollow Water Waste Disposal Site** – Communities in the Indigenous and Northern Affairs jurisdiction provide funding for the operations and maintenance for a regional waste disposal site for Hollow Water, Manigotagan, Bissett, Aghaming and Seymourville.

**911 Emergency Services** - The Department of Municipal Relations provides support to implement the 911 emergency response systems in Indigenous and Northern Affairs Communities.

**Bluff Road** – The Department of Aboriginal and Northern Affairs provides funding to maintain the Bluff Road.

### Municipal Relations:

**General Assistance Grant** – The Department of Finance provides funding through the distribution of tax revenue on a per capita basis (based on the most recent census) to support municipal services.

# NORTHERN AFFAIRS FUND

## NOTES TO THE FINANCIAL STATEMENTS

For the Year Ended March 31, 2020

**Municipal Programs Grant** – The Department of Municipal Relations provides unconditional funding to support municipal services.

### Department of Families:

**Building Independence Program** – The Department of Families provides funding to support a program directed at providing work experience for recipients of social assistance living in Indigenous and Northern Affairs communities.

### Federal Government:

**Federal Gas Tax** – Funds provided through the Department of Municipal Relations to support community infrastructure projects within the jurisdiction of Indigenous and Northern Affairs.

### Cottage Subdivision Funds:

**Northern Affairs Levy** – Funds levied to provide municipal services to unassessed cottage properties within the Indigenous and Northern Affairs jurisdiction.

### Manitoba Hydro:

**MB Hydro Historic Resources Trust** – Manitoba Hydro provides funding to the Historic Resources Branch of Manitoba Sport, Culture and Heritage for the three archaeological agreements - Churchill River Diversion Sipiwesk Lake and 'Systems Wide' to establish heritage resource impact assessment (HRIA) processes under the *Heritage Resources Act*.

**SWAP 2006** – Manitoba Hydro provides funding to support the system-wide archaeological project.

### Specific Purpose – Various:

**Nelson House Claims Account** – Manitoba Hydro and the Department of Municipal Relations provide funding for the Nelson House Community Settlement Agreement.

**Sturgeon Management Program** – Manitoba Hydro and the Department of Municipal Relations provide funding for the operation of the Sturgeon Management Board.

**Northern Healthy Foods Initiative** – The Department of Municipal Relations in partnership in MAFRI and Healthy Living and Healthy Child Manitoba provide funding to assist northern communities with their food self-sufficiency projects.

**Treaty Land Entitlement** – The Federal Government provides funding for photogrammetric land surveys to support and expedite the Treaty Land Entitlement process.

**OPCN/CUFMA** – The Department of Municipal Relations had completed a multi-year Capital Upgrading Funding Management Agreement (CUFMA) to support the conversion of South Indian Lake to a federal reserve for the O-Pipon-Na-Piwin Cree Nation (OPCN) in 2013/14 and continued to provide funding to support the implementation of the reserve conversion.

**MMF Historical Research/Tripartite** – The Department of Municipal Relations has an agreement with the Government of Canada and the Manitoba Metis Federation to provide funding for this historical research

# NORTHERN AFFAIRS FUND

## NOTES TO THE FINANCIAL STATEMENTS

For the Year Ended March 31, 2020

project, an initiative under the Manitoba Metis Policy.

**Consultation Unit** – The Department of Municipal Relations provides funding to assist with the Crown-Indigenous consultation process.

**Property Tax Enhancement** – The Taxation Fund Account transfers any cash in excess of \$100,100 as at March 31, 2020 as a contribution to remote communities. In addition, other governmental departments and organizations provide funding to enhance community programs.

### 10. Inter-fund Transfers

A maximum cash balance of \$100,100 is retained in the Taxation Fund Account as at March 31 of each year to cover current needs. Cash in excess of \$100,100 is transferred from the Taxation Fund Account to the Specific Purpose Funds Account as a contribution to costs incurred by the fund in providing services in remote areas which do not have a local government to provide these services. The amount of excess at March 31, 2020 was \$89,329 (2019 \$124,228). The transfer of \$89,329 from the Taxation Fund Account to the Specific Purpose Funds Account is excluded from accounts receivable & accounts payable on the Statement of Financial Position and revenue & expenses on the Statement of Operations and Accumulated Deficit.

### 11. Community Council Funds Revenue

Community Council Fund Revenue includes the following:

	<u>2020</u>	<u>2019</u>
Province of Manitoba, Department of Municipal Relations	\$ 39,398,523	\$ 12,737,402
Locally generated revenue	1,350	-
Municipal tax collections transferred from Taxation Fund Account	561,904	377,730
Department of Agriculture, Food and Rural Initiatives, hay and grazing rental transferred from taxation Fund Account	34,785	29,707
	<u>\$ 39,996,562</u>	<u>\$ 13,144,839</u>

### 12. Public Sector Compensation Disclosure Act

In accordance to the Public Sector Compensation Disclosure Act the Northern Affairs Fund shall disclose to the public an amount of compensation it pays or provides in the fiscal year to any member of council, officer or employee of the communities if the amount paid is \$75,000 or more annually. For the year ended March 31, 2020:

- a) There were no members of the council, officers, or employees of the communities receiving compensation of \$75,000 or more individually.
- b) The aggregate compensation paid to all Trust communities contact persons was \$12,075 in 2020 and \$11,615 in 2019 as follow:

<u>Community</u>	<u>2020</u>	<u>2019</u>
Aghaming	1,380	1,265
Baden	1,495	1,610
Granville Lake	-	-
Herb Lake Landing	1,380	690

# NORTHERN AFFAIRS FUND

## NOTES TO THE FINANCIAL STATEMENTS

For the Year Ended March 31, 2020

Loon Straits	1,265	1,265
Powell	1,380	1,380
Princess Harbour	1,380	1,265
Red Deer Lake	1,380	1,495
Red Sucker Lake	1,035	1,265
Salt Point	1,380	1,380
<b>Total</b>	<b>\$ 12,075</b>	<b>\$ 11,615</b>

### 13. Related Party Transactions

The Minister of Indigenous Reconciliation and Northern Relations has control of the Northern Affairs Fund. Key management personnel and their close family members are related parties. They are identified as the Minister and Deputy Minister of Indigenous Reconciliation and Northern Relations, and their spouses, and any controlled business.

Related party transactions are recorded at the exchange amount. Material transactions, in aggregate, or balances are disclosed separately. Indigenous Reconciliation and Northern Relations administrative provides services to the Northern Affairs Fund at no charge. The cost of these services includes a portion of the salaries and benefits of departmental staff and other expenses. Management has not estimated the cost of these services and these unallocated costs are not recognized in the financial statements.

### 14. Contractual Obligations

As part of operations, Indigenous Reconciliation and Northern Relations entered into agreements with Manitoba Sustainable Development (now Conservation and Climate) on October 25, 2016, to allow Indigenous Reconciliation and Northern Relations to access the Cuprus sewage lagoon for the disposal of wastewater and sewage generated from cottagers located in the Bakers Narrow area within Indigenous Reconciliation and Northern Relations' jurisdiction. The agreement expires on October 31, 2026. Pursuant to the agreement, Indigenous Reconciliation and Northern Relations must pay a total of \$414,373 to Manitoba Conservation and Climate. Payments are made on monthly basis from the Northern Affairs Fund as customers pay their share of the fee. The full balance is due by October 31, 2026.

### 15. Financial Risk Management

The Northern Affairs Fund has exposure to the following risks from its use of financial instruments: liquidity risk, interest rate risk, credit risk and currency risk.

#### Liquidity risk

Liquidity risk arises from the possibility of the Northern Affairs Fund having insufficient financial resources to meet its financial obligations when they come due.

The Northern Affairs Fund mitigates this risk through cash management. The Northern Affairs Fund continuously monitors and reviews both actual and forecasted cash flows through periodic financial reporting. Accounts payable are typically paid.

#### Interest rate risk

Interest rate risk is the risk that the fair value or future cash flows of a financial instrument will fluctuate because of changes in market interest rates. The interest rate exposure relates to cash and cash equivalents

# NORTHERN AFFAIRS FUND

## NOTES TO THE FINANCIAL STATEMENTS

For the Year Ended March 31, 2020

and loans payable – Province of Manitoba.

The interest rate risk on cash and cash equivalents is considered low due to their short-term nature.

### Credit risk

Credit risk is the risk that one party to a financial instrument fails to discharge an obligation and causes financial loss to the counter-party. The financial instruments that potentially subject the Northern Affairs Fund to credit risk consist principally of cash and cash equivalents, accounts receivable – Province of Manitoba, and accounts receivable – Taxation Fund.

The maximum exposure of Northern Affairs Fund to credit risk at March 31st is:

	<u>2020</u>	<u>2019</u>
Cash and Cash equivalent (Note 3)	\$ 13,861,554	\$ 13,497,728
Account Receivable - Province of Manitoba (Specific Purpose Fund) (Note 4)	1,074,773	155,161
Accounts receivable - Taxation Fund (Note 5)	1,953,447	1,977,735
Other Receivables - Province of Manitoba (Note 5)	41,747	49,521
	<u>\$ 16,931,521</u>	<u>\$ 15,680,145</u>

Cash in bank: The Northern Affairs Fund is not exposed to significant risk as the cash in the bank is held with a large Canadian financial institution.

Cash equivalents: The Northern Affairs Fund is not exposed to significant risks as the deposits are held within the Province of Manitoba's Trust account.

Accounts Receivable and Other Receivables – Province of Manitoba: The Northern Affairs Fund is not exposed to significant risk as the receivable is from the Province of Manitoba.

### Currency risk

Currency risk is the risk that the fair value or future cash flows of a financial instrument will fluctuate because of changes in foreign currency rates. The Northern Affairs Fund is not exposed to significant foreign currency risk as it does not have any financial instruments denominated in foreign currency.

## 16. Deferred Revenue

The unused Loan Act fund \$1,624,686 due to delay in project progress was set up as deferred revenue (GL 2035) in Trust.

# GLOSSARY OF KEY TERMS

**Asset retirement obligations:** Asset retirement obligations are legal obligations associated with the retirement of a tangible capital asset. Asset retirement activities include all activities relating to an asset retirement obligation. These may include, but are not limited to:

- Decommissioning or dismantling a tangible capital asset that was acquired, constructed or developed;
- Remediation (cleanup) of contamination of a tangible capital asset created by its normal use;
- Post-retirement activities such as monitoring; and
- Constructing other tangible capital assets to perform post-retirement activities.

**Public Debt:** Securities issued in the name of the province to capital markets investors. Securities include debentures, treasury bills, promissory notes, medium-term notes and Manitoba Savings Bonds.

**Carrying Value:** A measure of value for the assets presented on the Statement of Financial Position. The carrying value represents the asset value in cost, amortized cost, a mix of cost and fair value, net book value or net present value.

**Cash equivalents:** Cash equivalents are short-term, highly liquid investments that are readily convertible to known amounts of cash and that are subject to insignificant risk of changes in value. Cash equivalents are held for the purpose of meeting short-term cash commitments rather than for investing or other purposes.

**Debt servicing cost:** Interest and other expenses associated with provincial borrowings.

**Derivative contract:** Financial contracts, the value of which is derived from the value of underlying assets, indices, interest rates, or currency rates. They usually give rise to a financial asset of one party and a financial

liability or equity instrument of another party, require no initial net investment and are settled at a future date. A derivative contract has the following three characteristics:

- Its value changes in response to the change in a specified interest rate, financial instrument price, commodity price, foreign exchange rate, index of prices or rates, or credit rating or other variable;
- It requires no initial net investment or the initial investment is smaller than would be required for other types of contracts that would be expected to have a smaller response to changes in market factors; and
- It is settled in the future.

**Financial assets:** Assets of the province such as cash, investments, loans and accounts receivable that could be readily converted to cash in order to pay the province's liabilities or finance its future operations.

**Generally Accepted Accounting Principles (GAAP):** Standard accounting practices and reporting guidelines as prescribed by the Chartered Professional Accountants of Canada.

**Government Business Enterprises (GBEs):** A government organization with the financial and operating authority to carry on a business, which sells goods or services to individuals and organizations outside the GRE and can maintain its business on those revenues.

**Government Business Partnership (GBP):** A government partnership with the financial and operating authority to carry on a business, which sells goods or services to individuals and organizations outside the GRE and can maintain its business on those revenues; governments include its proportionate share of the partnership only in the consolidated summary financial statements.

**Government component:** An integral part of government, such as a department or fund, that is not a separate entity with the power to contract in its own name and that can sue and be sued.

**Government organization:** Any organization controlled by a government that is a separate entity with the power to contract in its own name and that can sue and be sued (e.g., public sector organizations such as regional health authorities, school divisions, universities and colleges). See also ORE.

**Government partnership:** A contractual arrangement between the government and other partners to cooperate toward clearly-defined common goals, make a financial investment in the partnership, have shared control of the decision on an ongoing basis, and share, on an equitable basis, the risks and benefits of the partnership.

**Government Reporting Entity (GRE):** Includes government departments, organizations, business entities and partnerships; and other reporting entities.

**Gross Domestic Product (GDP):** Represents the total market value of all goods and services produced in the Manitoba economy.

**Guarantees:** Province's guarantee to honour the repayment of debt or loans of an organization, primarily GBEs (e.g., Manitoba Hydro Savings Bonds).

**Financial instruments:** They are any contracts that give rise to financial assets of one entity and financial liabilities or equity instruments of another entity.

**Ministry:** A grouping of government components, organizations and partnerships within a specific area of public administration that is presided over by a minister, not including GBEs and GBPs.

**Net debt to GDP ratio:** Ratio of government net debt relative to the total market value of all goods and services produced in the Manitoba economy. Net debt represents the total liabilities of the government minus its financial assets – a factor widely used by credit rating agencies and other analysts to evaluate the financial situation and trends of jurisdictions regarding their relative creditworthiness.

**Non-financial assets:** Includes physical items such as tangible capital assets (e.g., buildings and roads) and consumable goods (e.g., inventories not normally converted to cash).

**Other Comprehensive Income (OCI):** An accounting recognition of unrealized gains and losses in fair market value of financial instruments (e.g., investments held as available for sale or trading or debt held in a foreign currency). Currently, OCI accounting standards apply only to GBEs. It is measured as the change in "mark-to-market" valuations, interest rates, or foreign exchange rates at year end (e.g., a one-day snapshot of the change in value when compared to the same day in the previous year).

**Other Reporting Entities (OREs):** Entities in the GRE (e.g., government organizations, government business entities, and government partnerships), including public sector organizations such as regional health authorities, school divisions, universities and colleges that are directly or indirectly controlled by the government, as prescribed by the Public Sector Accounting Board – excludes government departments; see also Government Organization.

**Pension liability:** Outstanding actuarially-calculated pension liability of the government and participating government organizations; includes amounts funded through the voted appropriations of government departments, as well as the actuarially-determined increases in the pension liability.

**Public Sector Accounting Standards (PSAS):** Authoritative standards for financial accounting and reporting developed through an organized standard-setting process, and issued by a recognized standard-setting body, that specify how transactions and other events are to be recognized, measured, presented and disclosed in a public sector entity's financial statements. These standards are established to meet the needs of users of financial statements by providing the information needed for accountability and decision making. The standards are derived from the CPA Canada Public Sector Accounting (PSA) Handbook, which are accounting standards that apply to all public sector entities (e.g., governments, government organizations and certain government partnerships)

that issue general purpose financial statements, unless specifically directed or permitted to use alternative standards by the Public Sector Accounting Board.

**Remeasurement gains and losses:** Revenues and expenses recognized in the Consolidated Statement of Remeasurement Gains and Losses arising when prior to an item's settlement, an exchange gain or loss is recognized; and when financial instruments in the fair value category are remeasured.

**Summary net debt:** Represents the total liabilities of the GRE minus its financial assets; reflects the residual amount that will have to be paid or financed by future revenue.

**Tangible Capital Assets (TCAs):** Assets with a useful life extending beyond one year which are acquired, constructed or developed and held for use, not for resale.





